

SESSION : 5
CLASS : 3
SUBJECT : MATHEMATICS
CHAPTER NUMBER: 2
CHAPTER NAME : NUMBERS
SUBTOPIC : EVEN AND ODD NUMBERS

CHANGING YOUR TOMORROW

LEARNING OBJECTIVE :

Children will learn to find :






- *Which is even number and which is odd number.**
- *Which number makes a perfect square.**

NUMBERS






EVEN AND ODD NUMBERS

Look at the numbers carefully

EVEN



ODD



NUMBERS

EVEN AND ODD NUMBERS

Here are the numbers 2,4,6,8... make perfect pairs of 2. So they are even numbers.

Numbers 1,3,5,7... do not make perfect pairs of 2. So they are odd numbers.

To find a number whether it is odd or even divide the number by 2.

NUMBERS

EVEN AND ODD NUMBERS

To find a number whether it is odd or even divide the number by 2.

*If the remainder is 1, the number is odd.

*If there is no remainder, the number is even.

NUMBERS

EVEN AND ODD NUMBERS

There is an easier method to find whether a number is even or odd.

→If a number has 0, 2, 4, 6 or 8 in the ones place it is even.

→If a number has 1, 3, 5, 7 or 9 in the ones place it is odd.

NUMBERS

EVEN AND ODD NUMBERS

1 (2) 3 (4) 5 (6) 7 (8) 9 (10) 11 (12)

13 (14) 15 (16) 17 (18) 19 (20) 21 (22)

23 (24) 25 (26) 27 (28) 29 (30)

What do you notice????

We notice that.....

Beginning from 2, every alternate number is EVEN.

OR

We can say if the number ends with 0, 2, 4, 6 or 8 (if 0,2,4,6,8 is in ones place) it is said to be an even number.

NUMBERS

EVEN AND ODD NUMBERS

① 2 ③ 4 ⑤ 6 ⑦ 8 ⑨ 10 ⑪ 12

⑬ 14 ⑮ 16 ⑰ 18 ⑲ 20 ⑳ 22

㉓ 24 ㉕ 26 ㉗ 28 ㉙ 30

What do you notice????

And also we notice that.....

Beginning from 1, every alternate number is ODD.

OR

We can say if the number ends with 1, 3, 5, 7 or 9 (if 1,3,5,7,9 is in ones place) it is said to be an odd number.

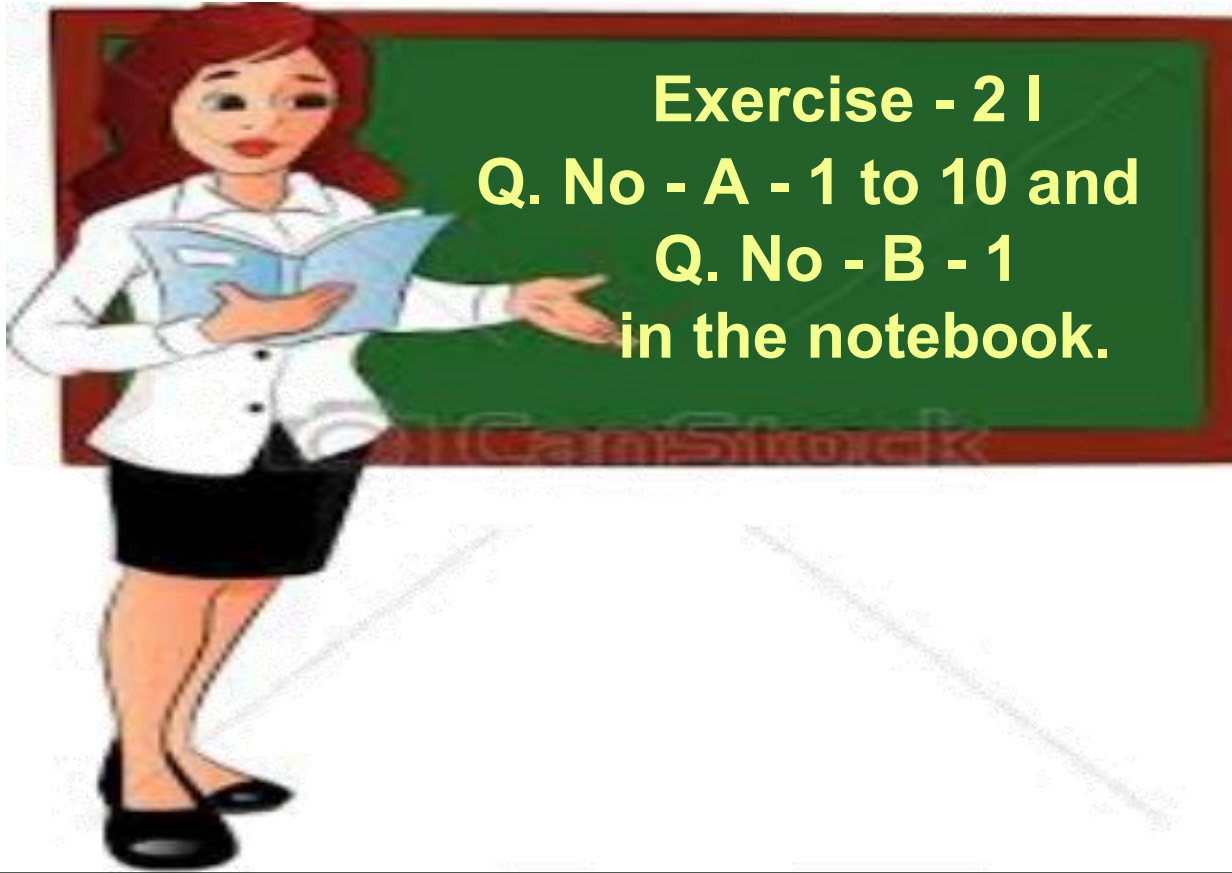
NUMBERS

EVEN AND ODD NUMBERS



NUMBERS

EVEN AND ODD NUMBERS



NUMBERS

EVEN AND ODD NUMBERS

A. Write (O) against the odd numbers and (E) against the even numbers.

1 36 E

2 69 O

3 240 E

4 476 E

5 4681 O

6 6794 E

7 5763 O

8 8978 E

9 7318 E

10 3571 O

NUMBERS

EVEN AND ODD NUMBERS

B. Write all the odd numbers between the two given numbers.

1. 5013 to 5039

5013

5015

5017

5019

5021

5023

5025

5027

5029

5031

5033

5035

5037

5039

NUMBERS

EVEN AND ODD NUMBERS

EVEN

242

78

340

64

126

**FUN
TIME**

ODD

345

97

201

49

193

49

64

97

126

78

193

201

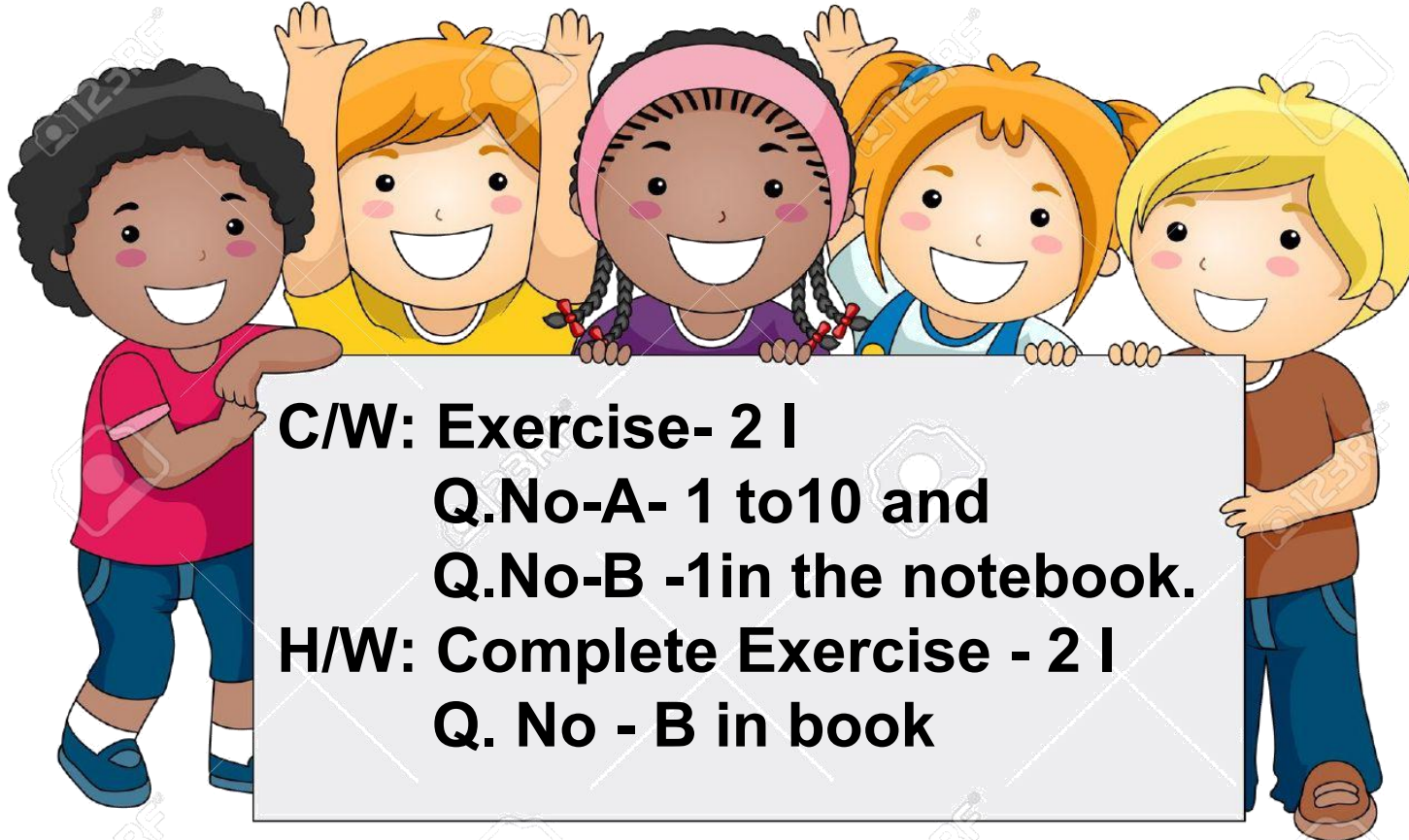
340

242

345

NUMBERS

EVEN AND ODD NUMBERS



LEARNING OUTCOME:

Students will be able to identify whether the given 4-digit number is even or odd.



THANKING YOU

ODM EDUCATIONAL GROUP