

SESSION : 1

CLASS : 3

SUBJECT : MATHEMATICS

CHAPTER NUMBER: 10

CHAPTER NAME : TIME

SUBTOPIC : MEASUREMENT OF TIME , LET US REVISE

CHANGING YOUR TOMORROW

TIME

MEASUREMENT OF TIME , LET US REVISE

Two bears named Bintu and Balu are siblings. They attend the same school and are in the same class. Both the bears are excited as they get ready for school. It is the first day after the winter break.



TIME

MEASUREMENT OF TIME , LET US REVISE

ACTIVITY

Match at what time you do the activity:

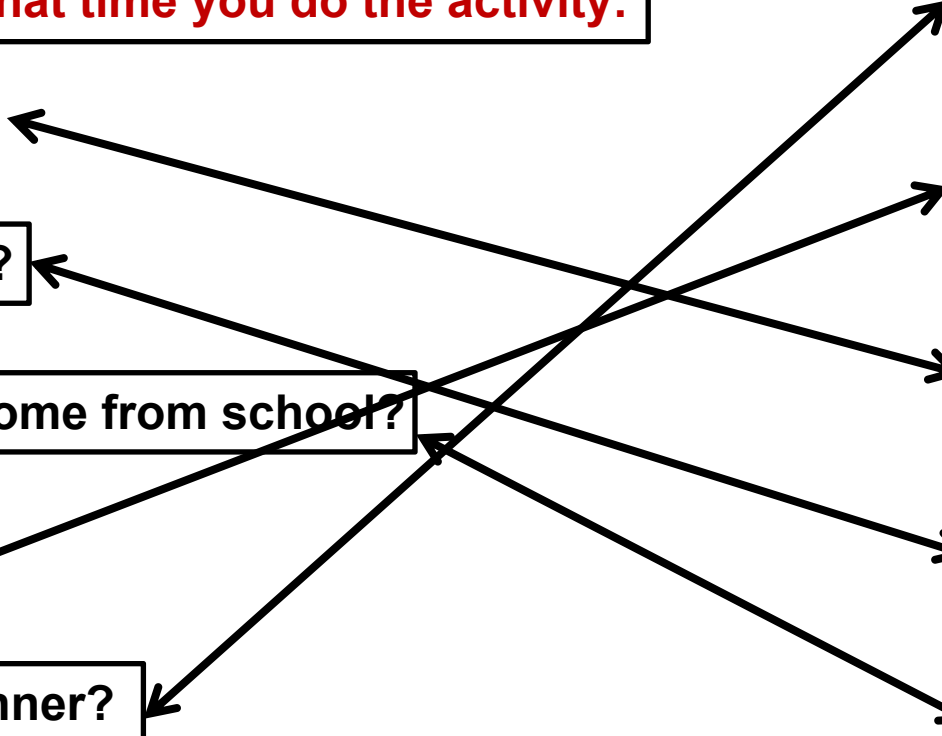
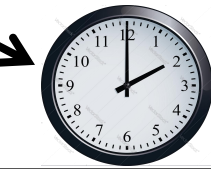
1. Time you sit to study?

2. Time you go to school?

3. Time you come back home from school?

4. Time you go to bed?

5. Time you have your dinner?



TIME

MEASUREMENT OF TIME , LET US REVISE

TIPS



Time is precious in everyones life.

We should not waste time anyway.

We should utilize the time in the proper way.

We can check the time and date in a clock.

TIME

MEASUREMENT OF TIME , LET US REVISE



A clock has 2 hands.

Minute hand

Hour hand

The long hand that tells about the minute is the **MINUTE HAND**.

The short hand that tells about the hours is the **HOUR HAND**.

TIME

MEASUREMENT OF TIME , LET US REVISE

**Exercise-10 A Q. No A and B
1 to 4 in the book
book page 123 and 124
in the book.**



TIME

MEASUREMENT OF TIME , LET US REVISE

A. Look at the clocks and fill in the blanks :



1. The minute hand is at 12

The hour hand is at 9

The time is 9 o'clock



2. The minute hand is at 12

The hour hand is at 3

The time is 3 o'clock

TIME

MEASUREMENT OF TIME , LET US REVISE



3. The time is 1:30

The minute hand is at 6

The hour hand is between 1 & 2



4. The time is 10:15

The hour hand is close to 10


The minute hand is at 3

TIME

MEASUREMENT OF TIME , LET US REVISE


B. Draw the hands to show the given time :

1.



Half past 7

2.




Quarter to 8

TIME


MEASUREMENT OF TIME , LET US REVISE

3.




Quarter past 1

4.



5 o'clock



Class Work :

**Exercise-10 A Q. No A and B
1 to 4 in the book**

Home Work :

**Complete exercise - 10 A Q. No A
5 and 6 Q. No B 5 to 8 in the book**

LEARNING OUTCOME:

Children will be able to Read the time correctly to the hour using a clock/watch. Identify the placement of numerals and hands on an analog clock. Experience in a physical way the values of the intervals of minutes and hours. Learn the meanings of expressions such as half past, quarter past, and quarter to. Also tell and write time in hours and half-hours using analog and digital clocks.

THANKING YOU
ODM EDUCATIONAL GROUP