

SESSION : 2
CLASS : 3
SUBJECT : MATHEMATICS
CHAPTER NUMBER: 3
CHAPTER NAME : ADDITION
SUBTOPIC : ADDITION OF TWO 3-DIGIT NUMBERS (WITH CARRY OVER)

CHANGING YOUR TOMORROW

LEARNING OBJECTIVE :


Children will acquire the knowledge:

- * Addition used for working with money.**
- * Helps kids master the relationships between numbers and understand how quantities relate to one another.**
- * Utilize a number of mathematical skills.**

ADDITION

ADDITION OF TWO 3 -DIGIT NUMBERS (WITH CARRY OVER)

ADDITION



3-Digit Addition with Carry-over is the process of adding three-digit numbers when a carry is generated. There are different methods available to add three-digit numbers with Carry-over.

ADDITION

ADDITION OF TWO 3 -DIGIT NUMBERS (WITH CARRY OVER)

**Children can you say different
3-digit numbers using 0 to 9?
See the examples now → 562,
753, 598, 486, 869, 375.....**

ADDITION

ADDITION OF TWO 3 -DIGIT NUMBERS (WITH CARRY OVER)

Explanation

Now let us take any two 3-digit numbers from the previous slide, say **598** and another 3-digit number, say **375**. Now let us recall how to add.

ADDITION

ADDITION OF TWO 3 -DIGIT NUMBERS (WITH CARRY OVER)


A decorative rectangular border composed of various mathematical symbols including plus (+), minus (-), multiplication (x), division (÷), percentage (%), less than (<), greater than (>), and the Euro symbol (€). The symbols are arranged in a repeating pattern along the edges of a light yellow background.

OUR NUMBERS ARE

598 AND **375**

ADDITION

ADDITION OF TWO 3 -DIGIT NUMBERS (WITH CARRY OVER)



At first, we have to add the ones place i.e.
 $8 + 5 = 13$. So, we should write **3** and keep **1** in
hand.

ADDITION

ADDITION OF TWO 3 -DIGIT NUMBERS (WITH CARRY OVER)




Then add the tens place

$9 + 7 = 16 + 1 = 17$ so, again we will write 7
and keep 1 in hand

ADDITION

ADDITION OF TWO 3 -DIGIT NUMBERS (WITH CARRY OVER)



Then add the hundreds place

$5 + 3 = 8 + 1 = 9$. So the answer is **973**

ADDITION

ADDITION OF TWO 3 -DIGIT NUMBERS (WITH CARRY OVER)

Now let us see an example using expanded form:

$$346 + 478$$

Expanded form of $346 = 300 + 40 + 6$

Expanded form of $478 = 400 + 70 + 8$

ADDITION

ADDITION OF TWO 3 -DIGIT NUMBERS (WITH CARRY OVER)

Step 1. Add the ones place of both the numbers.

$$6 + 8 = 14 = 1 \text{ ten } 4 \text{ ones}$$

Step 2. Add the tens place of both the numbers.

$$40 + 70 + 10 = 120 = 100 + 20 + 0 = 1 \text{ hundred } 2 \text{ ten}$$

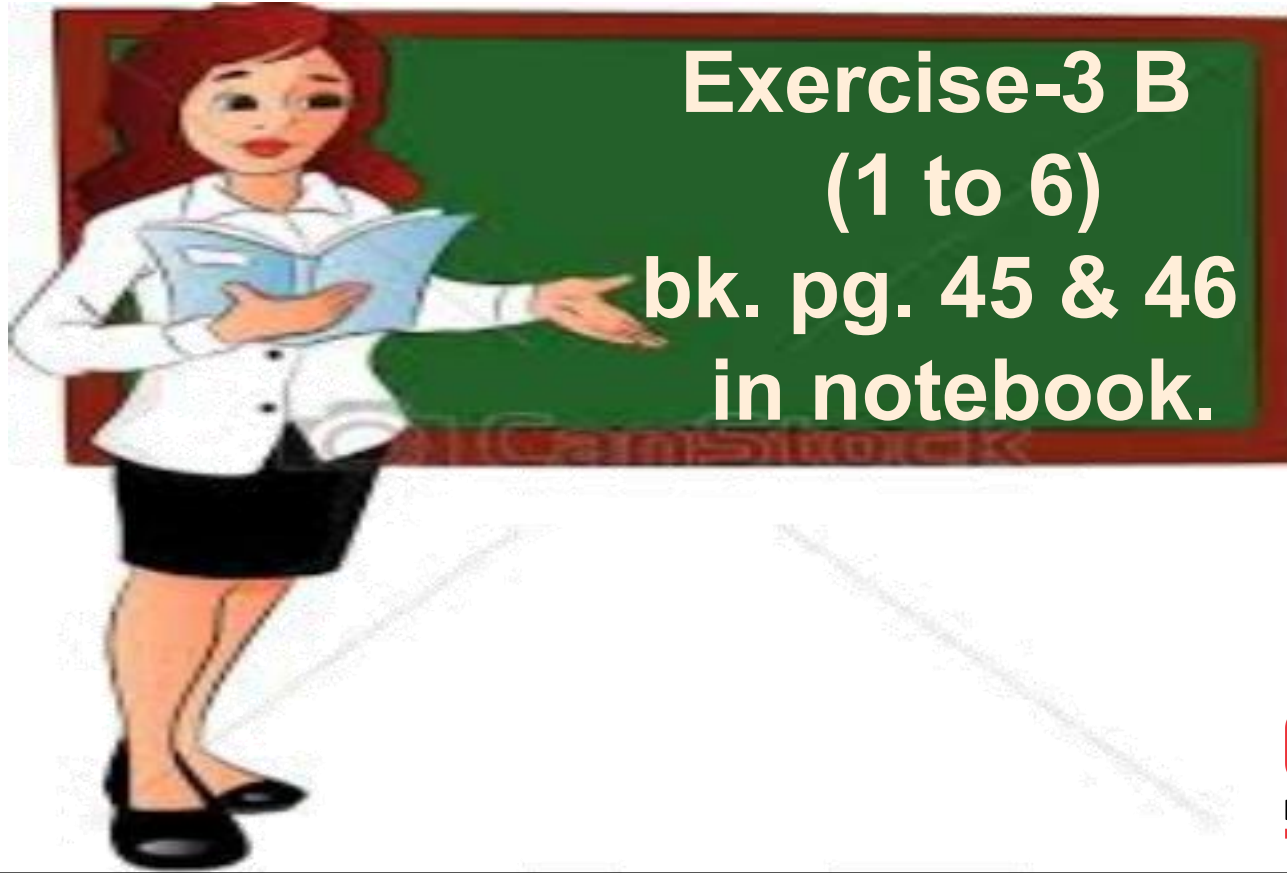
Step 3. Add the hundreds place of both the numbers.

$$300 + 400 + 100 = 8 \text{ hundred}$$

Step 4. So, the answer of $346 + 478 = 824$

ADDITION

ADDITION OF TWO 3 -DIGIT NUMBERS (WITH CARRY OVER)



ADDITION

ADDITION OF TWO 3 -DIGIT NUMBERS (WITH CARRY OVER)

Add the following numbers:

1

	H	T	O
	1	1	
	4	6	8
+	4	5	4
<hr/>			
	9	2	2

2

	H	T	O
	1	1	
	3	6	5
+	4	7	8
<hr/>			
	8	4	3

3

	H	T	O
		1	
	5	2	5
+	1	3	9
<hr/>			
	6	6	4

ADDITION

ADDITION OF TWO 3 -DIGIT NUMBERS (WITH CARRY OVER)

4

	H	T	O
1			
2	8	3	
+	3	6	4
<hr/>			
	6	4	7

5

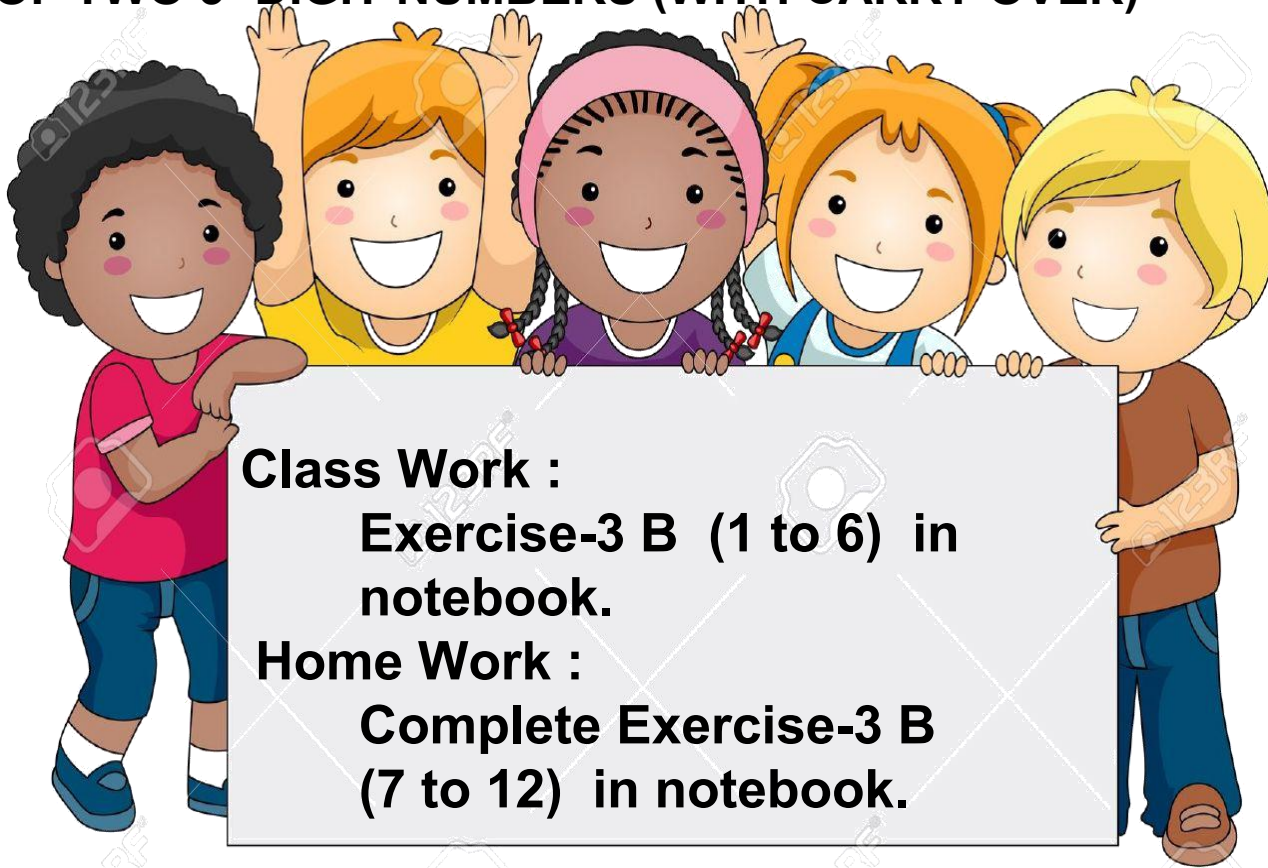
	H	T	O
1	1	1	
2	4	8	5
+	5	4	8
<hr/>			
	1	0	3
			3

6

	H	T	O
1			
2	7	4	
+	3	6	5
<hr/>			
	6	3	9

ADDITION

ADDITION OF TWO 3 -DIGIT NUMBERS (WITH CARRY OVER)



Class Work :

Exercise-3 B (1 to 6) in notebook.

Home Work :

Complete Exercise-3 B (7 to 12) in notebook.

LEARNING OUTCOME:

Children are confident of developing conceptual understanding, will be able to explain and model personal strategies for adding 3-digit numbers with carry over and use place value to add two 3-digit numbers.

A group of approximately 20 diverse cartoon children of various ethnicities and ages are arranged in a circle, holding a large white oval sign. The children are smiling and waving. The sign contains the text "THANKING YOU ODM EDUCATIONAL GROUP".

THANKING YOU
ODM EDUCATIONAL
GROUP