

**SESSION : 2**  
**CLASS : 3**  
**SUBJECT : MATHEMATICS**  
**CHAPTER NUMBER: 1**  
**CHAPTER NAME : REVISION**  
**SUBTOPIC : WRITE IN WORDS, WRITE IN FIGURES,  
JUST BEFORE / JUST AFTER**

---

**CHANGING YOUR TOMORROW**

---

## **LEARNING OBJECTIVE :**

**They will be able to reflect :**

**\*3-digit numbers in words.**

**\*3-digit numbers in figures.**

**\*Find the number just before or just after.**

# REVISION

WRITE IN WORDS, WRITE IN FIGURES, JUST BEFORE / JUST AFTER

i. Which is the smallest 3-digit number ?

100

ii. Which is the greatest 3-digit number ?

999

iii. What is the smallest 3-digit odd number ?

101

iv. Can you guess the greatest 3-digit even number ?

998

## REVISION

WRITE IN WORDS, WRITE IN FIGURES, JUST BEFORE / JUST AFTER

Now, let us see the common error done while writing the spelling of:

40 - FORTY / ~~FOURTY~~

90 - NINETY / ~~NINTY~~

Then how zero will be written in correct place while writing in figures:

Eight hundred four - 8 0 4

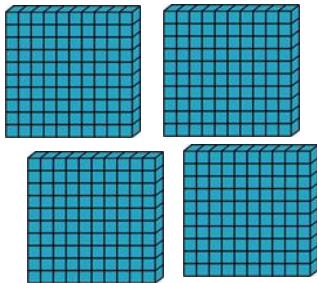
Eight hundred forty - 8 4 0

# REVISION


WRITE IN WORDS, WRITE IN FIGURES, JUST BEFORE / JUST AFTER

We can use slips to show the ONES, strips to show TENS and blocks to show HUNDREDS in the number given below:

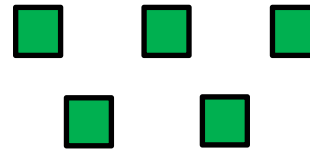
H	T	O
4	2	5



4 blocks of hundreds



2 strips of tens

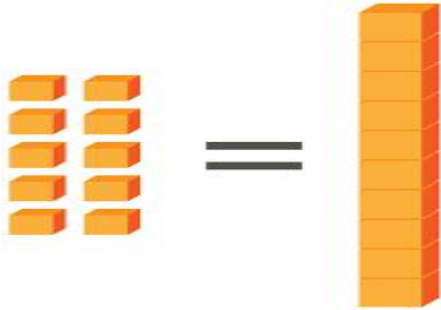


5 slips of ones

# REVISION

WRITE IN WORDS, WRITE IN FIGURES, JUST BEFORE / JUST AFTER

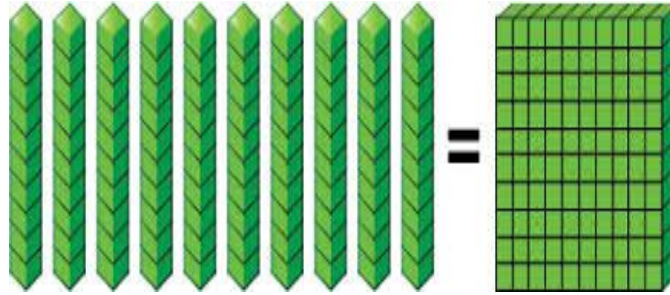
We already know the relationship between:



10 ones make 1ten

OR

1ten = 10 ones



Strips of 10 tens = one block of 1 hundred

OR

1 hundred = 10 tens

## REVISION

WRITE IN WORDS, WRITE IN FIGURES, JUST BEFORE / JUST AFTER

What do you mean by JUST BEFORE ?

It is also called the predecessor of a number. It is the number that comes just before it. It is obtained by subtracting '1' from the number.

## REVISION

WRITE IN WORDS, WRITE IN FIGURES, JUST BEFORE / JUST AFTER

What do you mean by JUST AFTER ?

It is also called the successor of a number. It is the number that comes just after it. It is obtained by adding '1' to the number.



# REVISION

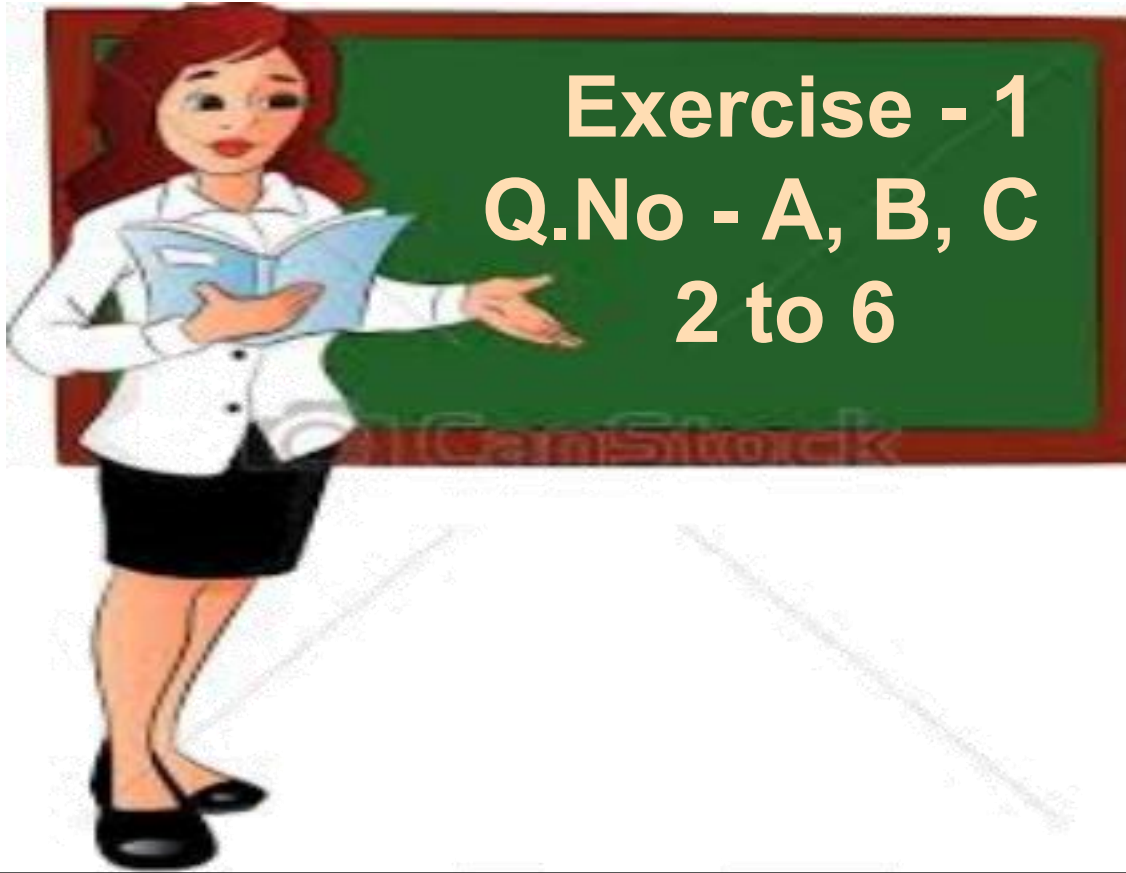
WRITE IN WORDS, WRITE IN FIGURES, JUST BEFORE / JUST AFTER

FOR EXAMPLE

Predecessor (Just before)		Number		Successor (Just after)
<u>464</u>		465		<u>466</u>
<u>368</u>	- 1	369	+ 1	<u>370</u>
<u>641</u>		642		<u>643</u>

# REVISION

WRITE IN WORDS, WRITE IN FIGURES, JUST BEFORE / JUST AFTER



# REVISION

WRITE IN WORDS, WRITE IN FIGURES, JUST BEFORE / JUST AFTER

**A. Write the following numbers in words.**

2) 45 - Forty five

3) 327 - Three hundred twenty seven

4) 408 - Four hundred eight

5) 176 - One hundred seventy six

6) 628 - Six hundred twenty eight

## REVISION

WRITE IN WORDS, WRITE IN FIGURES, JUST BEFORE / JUST AFTER

### B. Write the following numbers in words.

2) Two hundred twenty four - 2 2 4

3) Seven hundred four - 7 0 4

4) Five hundred fifty seven - 5 5 7

5) Four hundred twenty two - 4 2 2

6) Eight hundred five - 8 0 5

# REVISION

WRITE IN WORDS, WRITE IN FIGURES, JUST BEFORE / JUST AFTER

C. Write the numbers that come 'just before' and 'just after' the following numbers.

2.

458

459

460

3.

699

700

701

4.

29

30

31

5.

945

946

947

6.

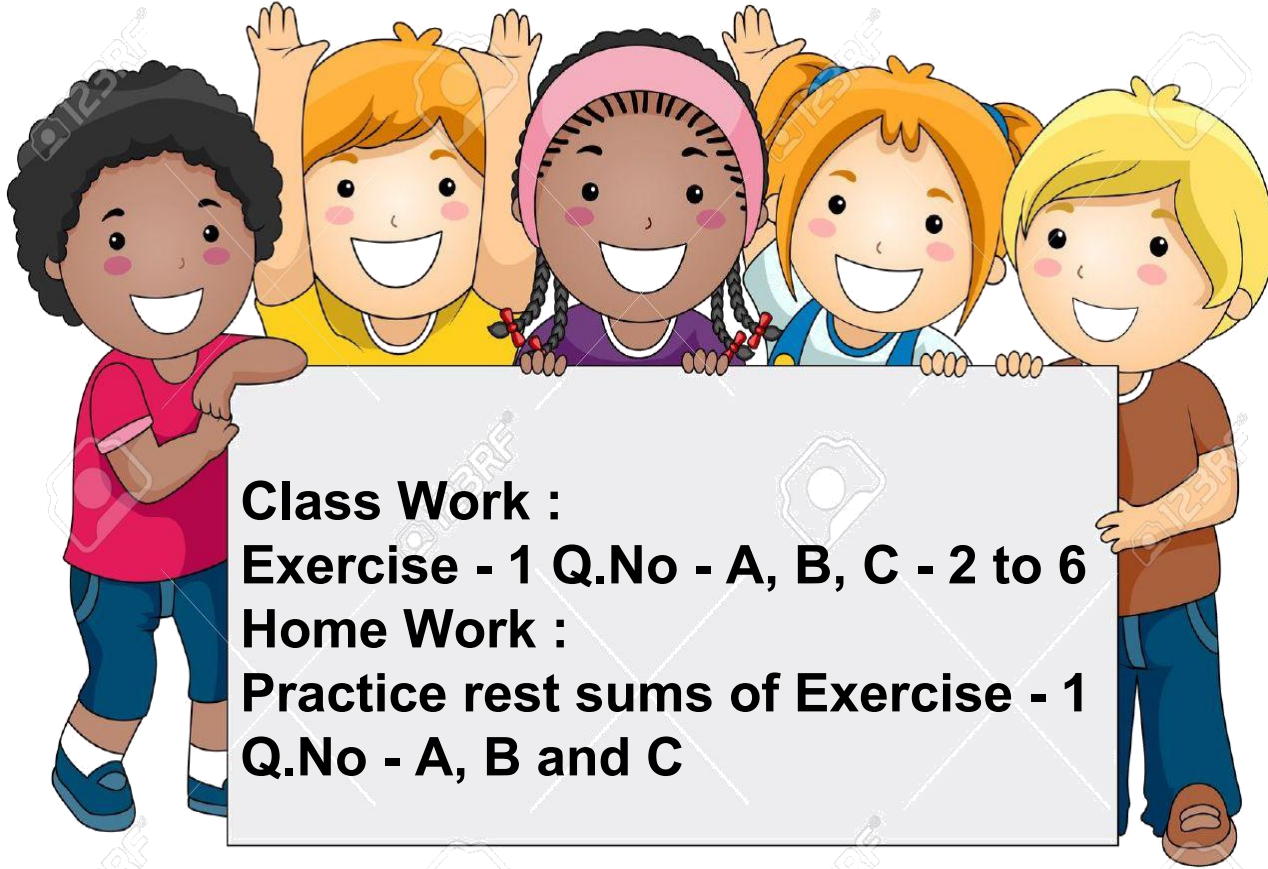
398

399

400

# REVISION

**WRITE IN WORDS, WRITE IN FIGURES, JUST BEFORE / JUST AFTER**



# REVISION

WRITE IN WORDS, WRITE IN FIGURES, JUST BEFORE / JUST AFTER



# REVISION

WRITE IN WORDS, WRITE IN FIGURES, JUST BEFORE / JUST AFTER

Now can you guess and colour the crossword:

P  
U  
Z  
Z  
L  
E

- 1) Predecessor of 580 is 579
- 2) Successor of 299 is 300
- 3) Successor of 450 is 451
- 4) Predecessor of 625 is 624
- 5) Successor of 800 is 801
- 6) Predecessor of 139 is 138

1	3	8	7	1
7	9	6	2	4
2	8	0	1	3
4	7	5	7	9
6	4	5	1	3
3	0	0	6	4



## **LEARNING OUTCOME:**

**Children are confident to write 3-digit numbers in words, in figures and find the number just before or just after.**



**THANKING YOU**  
**ODM EDUCATIONAL GROUP**