

SESSION : 10

CLASS : 3

SUBJECT : MATHEMATICS

CHAPTER NUMBER: 12

CHAPTER NAME : MONEY

SUBTOPIC : SUBTRACTION

CHANGING YOUR TOMORROW

LEARNING OBJECTIVE :

Children will



















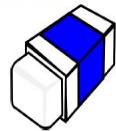




*** Learn to subtract two amounts.**

MONEY

SUBTRACTION

LETS RECAPITULATE

Tick the notes and coins that matches the amount :

(i)	<p>BALL</p>  <p>Rs. 85</p>	     <p>©math-only-math.com</p>
(ii)	<p>TOP</p>  <p>Rs. 15</p>	     <p>©math-only-math.com</p>
(iii)	<p>DOLL</p>  <p>Rs. 35</p>	     <p>©math-only-math.com</p>
(iv)	<p>ERASER</p>  <p>Rs. 5</p>	    <p>©math-only-math.com</p>

MONEY SUBTRACTION

₹ - P



MONEY

SUBTRACTION

REMEMBER

$$* 1 ₹ = 100 p.$$

* Always start subtracting from the right hand side column.

* Arrange the amounts in such a way that all dots are in same line .

* Subtract the numbers as normal subtraction.

* Follow the steps: first subtract paise then subtract rupees.

MONEY

SUBTRACTION

ENJOY THE GAME

[https://wordwall.net/resource/
27550010](https://wordwall.net/resource/27550010)

MONEY

SUBTRACTION

SOLVED EXAMPLE

Subtract the following:

$$₹ 445.21 - ₹ 271.40$$

	₹			p	
	3	14	4	12	
	4	4	5	2	1
-	2	7	1	4	0
	1	7	3	8	1

AMAZING FACT



The first coins were minted (made) around 2,500 years ago. Paper money was first used in China over 1,000 years ago.

MONEY

SUBTRACTION

**Exercise - 12 D Q. No. A 1 to 10
book page 145
in the notebook**



MONEY

SUBTRACTION

A. Subtract the following.

1.

$$\begin{array}{r} \text{₹} \quad \text{p} \\ 62 \quad 40 \\ - 21 \quad 30 \\ \hline 41 \quad 10 \end{array}$$

Ans ₹ 41 . 10

2.

$$\begin{array}{r} \text{₹} \quad \text{p} \\ 84 \quad 35 \\ - 53 \quad 15 \\ \hline 31 \quad 20 \end{array}$$

Ans ₹ 31 . 20

MONEY

SUBTRACTION

3.

	₹	p
	71	75
-	52	40
<hr/>		
	19	35

Ans ₹ 19 . 35

4.

	₹	p
	55	45
-	15	32
<hr/>		
	40	13

Ans ₹ 40 . 13

MONEY

SUBTRACTION

5.

	₹	p
	194	60
	^{8 14}	^{5 10}
-	89	45
<hr/>		
	105	15

Ans ₹ 105 . 15

6.

	₹	p
	391	15
	^{8 10}	¹¹
-	174	50
<hr/>		
	216	65

Ans ₹ 216 . 65

MONEY

SUBTRACTION

7. ₹ p

$$\begin{array}{r} \overset{2 \ 10 \ 14 \ 7}{\cancel{3148}} \quad \overset{15 \ 10}{\cancel{60}} \\ - \quad 1767 \quad 75 \\ \hline 1380 \quad 85 \end{array}$$

Ans ₹ 1380.85

8. ₹ p

$$\begin{array}{r} 5211 \quad 45 \\ - \quad 4210 \quad 15 \\ \hline 1001 \quad 30 \end{array}$$

Ans ₹ 1001.30

MONEY

SUBTRACTION

9. ₹ p

$$\begin{array}{r} \overset{13}{1} \overset{10}{4} \overset{11}{1} \overset{7}{1} \overset{8}{8} \quad \overset{11}{2} \overset{10}{0} \\ - \quad 9227 \quad 85 \\ \hline 4890 \quad 35 \end{array}$$

Ans ₹ 4890.35

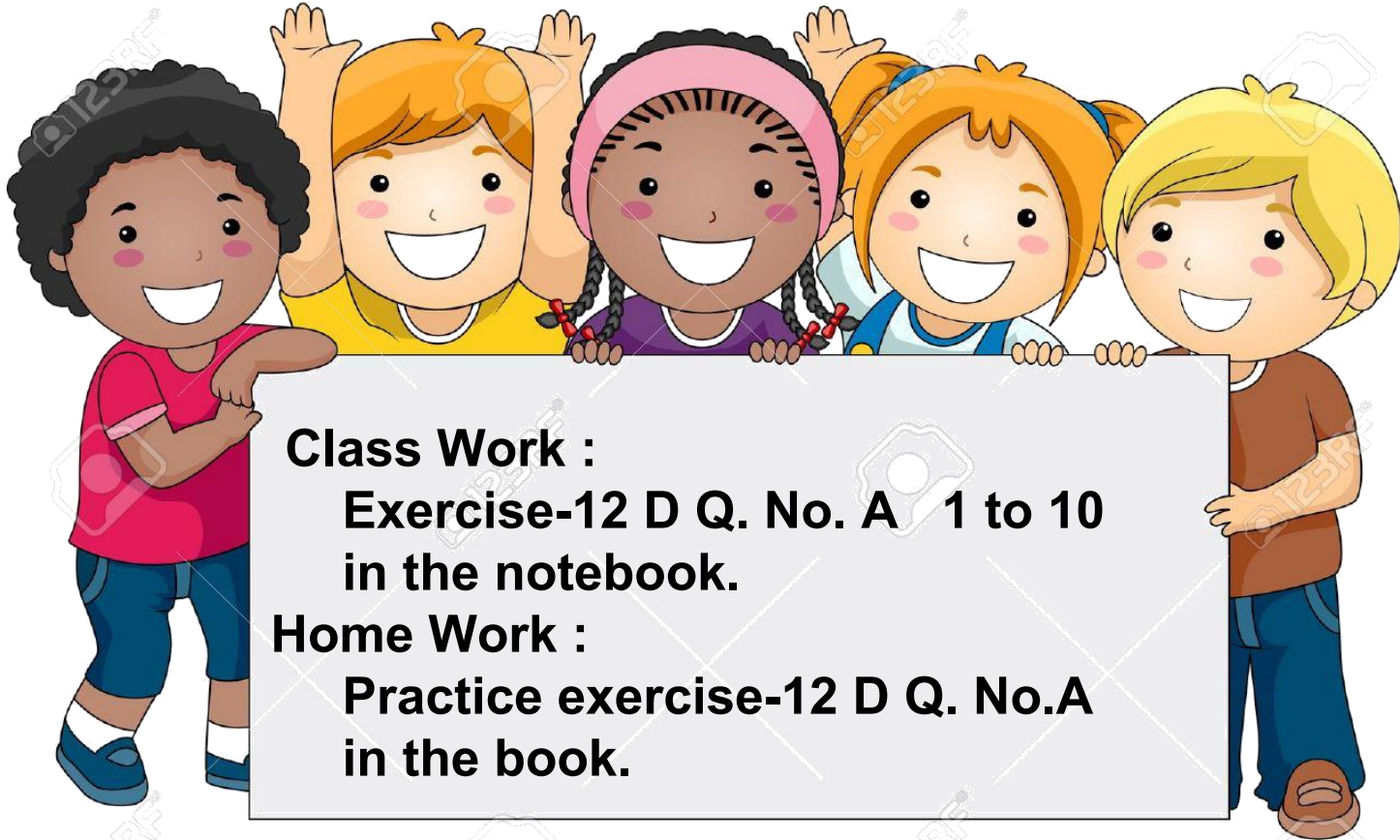
10. ₹ p

$$\begin{array}{r} \overset{1}{2} \overset{11}{2} \overset{16}{7} \overset{11}{2} \overset{14}{5} \quad \overset{12}{2} \overset{5}{5} \\ - \quad 18766 \quad 70 \\ \hline 3958 \quad 55 \end{array}$$

Ans ₹ 3958.55

MONEY

SUBTRACTION



LEARNING OUTCOME:

Children will be able to subtract two amounts.

THANKING YOU
ODM EDUCATIONAL GROUP