

SESSION : 3
CLASS : 3
SUBJECT : MATHEMATICS
CHAPTER NUMBER: 2
CHAPTER NAME :NUMBERS
SUBTOPIC : ARRANGING NUMBERS

CHANGING YOUR TOMORROW

LEARNING OBJECTIVE :


Children will learn to arrange :

- *The 4-digit numbers from the biggest to the smallest and
- * From the smallest to biggest.

NUMBERS

ARRANGING NUMBERS

Now can you say which number is big?




Mam..4742



NUMBERS

ARRANGING NUMBERS



NUMBERS

ARRANGING NUMBERS

Now let us learn to compare more than two numbers:

3 5 7 4 , 8 1 5 2 , 6 5 2 0 , 4 2 9 6



Th	H	T	O
3	5	7	4
8	1	5	2
6	5	2	0
4	2	9	6

NUMBERS

ARRANGING NUMBERS

Compare the hundred place and arrange in ascending order



Th	H	T	O
3	5	7	4
8	1	5	2
6	5	2	0
4	2	9	6

We see, $3 < 4 < 6 < 8$

So, $3574 < 4296 < 6520 < 8152$

NUMBERS

ARRANGING NUMBERS

Compare the hundred place and arrange in descending order



Th	H	T	O
3	5	7	4
8	1	5	2
6	5	2	0
4	2	9	6







We see, $8 > 6 > 4 > 3$

So, $8152 > 6520 > 4296 < 3574$

NUMBERS

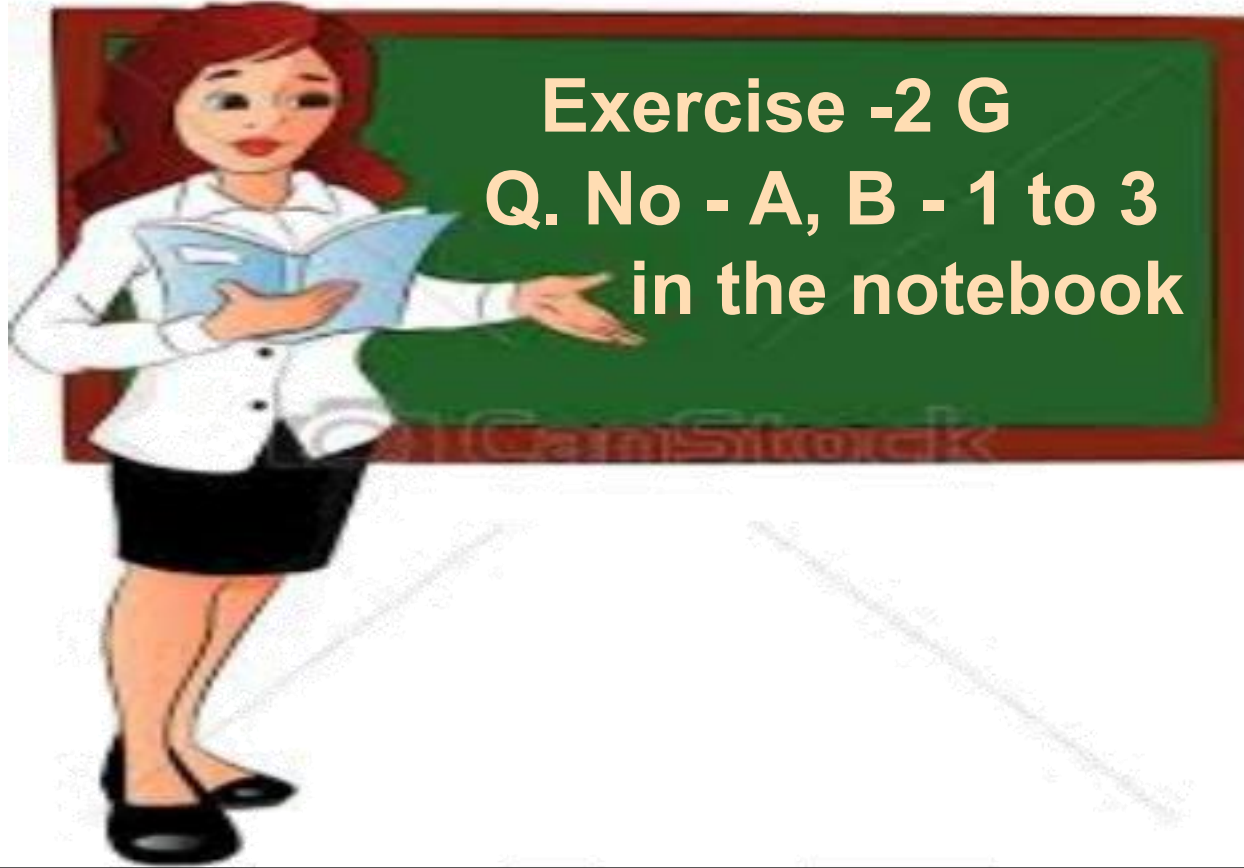
ARRANGING NUMBERS

Now let us arrange them in ascending order.



NUMBERS

ARRANGING NUMBERS



A. Rewrite the following numbers in the ascending order.

1. 4375 , 795 , 2678 , 4346 , 2635

795

2635

2678

4346

4375

2. 2635 , 4791 , 6582 , 4763 , 2472

2472

2635

4763

4791

6582

3. 1056 , 5871 , 3725 , 1003 , 3721

1003

1056

3721

3725

5871

B. Rewrite the following numbers in the descending order.

1. 7548 , 7683 , 7672 , 7541 , 8351

8351

7683

7672

7548

7541

2. 2408 , 3781 , 2648 , 3568 , 2480

3781

3568

2648

2480

2408

3. 5841 , 3408 , 2589 , 3682 , 2594

5841

3682


3408

2594

2589

NUMBERS

ARRANGING NUMBERS



LEARNING OUTCOME:

Children are able to compare and arrange the 4-digit numbers from the smallest to biggest (Ascending Order) and biggest to smallest (Descending Order).



THANKING YOU
ODM EDUCATIONAL GROUP