

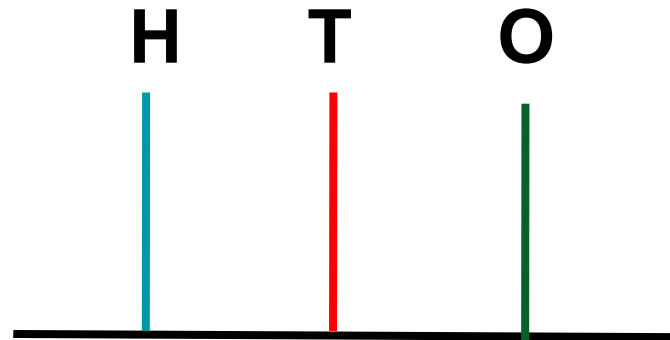
**CLASS : 2**  
**SESSION NO. : 2**  
**SUBJECT : MATHEMATICS**  
**TOPIC: CH-2 NUMBERS**  
**SUB TOPIC: COUNTING NUMBERS.**  
**LET'S LEARN HOW TO READ 3-DIGITS NUMBERS.**

**CHANGING YOUR TOMORROW**

Website: [www.odmegroup.org](http://www.odmegroup.org)  
Email: [info@odmps.org](mailto:info@odmps.org)

Toll Free: **1800 120 2316**  
Sishu Vihar, Infocity Road, Patia, Bhubaneswar- 751024

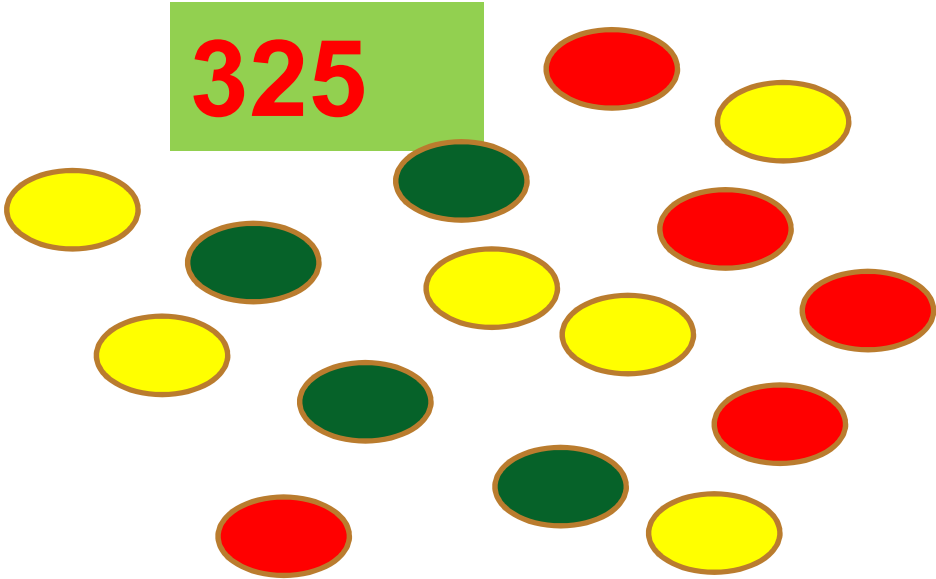
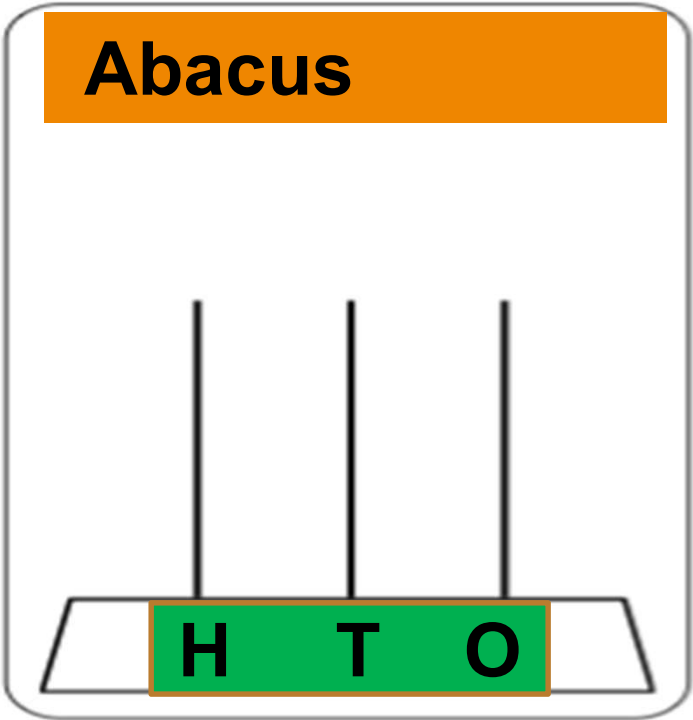
# Abacus



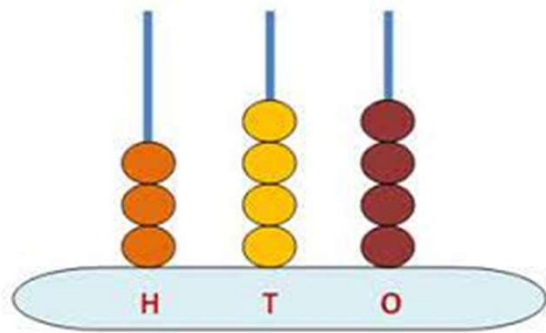
**It has 3 spikes showing Ones(O).Tens(T) and Hundreds(H)**

**Respectively,each having some beads.We place beads on the spikes to represent numbers and no spike has more than 9 beads.**

# Numbers on an abacus

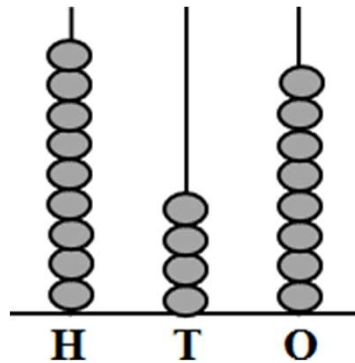


Circle the correct answer and cross the wrong answer.



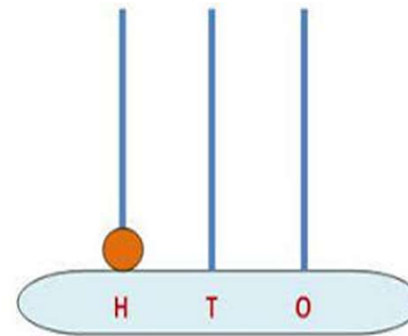
~~254~~

344



~~949~~

948



100

# Counting numbers



100

Hundred

99

+ 1

=

100

## How to read numbers...

100

Hund

How to read...

105

and five

110

One hundred ten

$100 + 8 = 108$

$100 + 10 = 110$

One

To read, first we will count and read the number of hundreds. Then we will read the number formed by the last 2-digits together.

en

**C.W**

## **Exercise**

### **A. Write the names of the following numbers.**

- 1. 133**    One hundred thirty three.
- 2. 341**    Three hundred forty one
- 3. 273**    Two hundred seventy three
- 4. 849**    Eight hundred forty nine.
- 5. 962**    Nine hundred sixty two

**B. Write the following in figure.**

**1. Two hundred thirty eight**

**238**

**2. One hundred forty seven**

**147**

**3. Six hundred sixty six**

**666**

**4. Three hundred seventy four**

**374**

**5. Five hundred ninety nine**

**599**



<b>SUB</b>	<b>HOME ASSIGNMENT</b>
<b>Mathematics</b>	<b>Practice Book Page-13 Q no-C</b>

KULFY



**BYE**

## **LEARNING OUTCOME**

Students are able to count and read three-digit numbers.

**THANKING YOU**  
**ODM EDUCATIONAL GROUP**