

SESSION : 1
CLASS : III
SUBJECT : SCIENCE
CHAPTER NUMBER : 2
CHAPTER NAME : SAFETY AND HOME
**SUBTOPIC : INTRODUCTION, BE SAFE – BE SAFE
IN THE CLASSROOM AND BE SAFE
ON THE PLAYGROUND**

CHANGING YOUR TOMORROW



LEARNING OBJECTIVE :

To enable the learner to –

- the importance of safety rules to be followed in the classroom and on the playground.

Get set !!!

Why you use us ???



HOW TO BE SAFE?

Why accident happens?

- Accidents happen because of our carelessness.
- It can happen at any time and at any place.
- Sometimes accidents can put lives in danger.
- We can avoid by accidents if we are careful and follow safety rules.

Come let's watch!!!

<https://youtu.be/5EnPKvUSUEs>

BE SAFE IN THE CLASSROOM

- Do not hit anyone or throw things at them.
- Do not climb on to desks.
- Use a sharpener to sharpen pencils.
- Be careful while using scissors and needles.



No hitting



No throwing



**No climbing
on desk**




**Sharpening
Carefully**



**Using scissors
carefully**

BE SAFE ON THE PLAYGROUND

- Learn and follow the rules of the game.
- Do not hit others with a bat, a ball or anything which can cause injury.
- Wait for your turn at the swing, at the see-saw.



SUMMARY:

- When we are careless, accidents happen.
- Accidents happen suddenly and put lives in danger.
- To be safe we have to follow safety rules.
- Be careful while using scissors and needles.

Let's answer:

1. Rearrange the letter and fill in the blanks.

- a. Accidents happen suddenly and put lives in danger (ANDREG)
- b. To be safe we have to follow safety (FETYSA) rules.
- c. Be careful while using scissors (CISOSRSS) and needles (EEDLESN).
- d. Follow the rules of whichever games (AMESG) you play.

HOME ASSIGNMENT



Make a chart of Do's and Don'ts to be safe in the classroom.

LEARNING OUTCOME :

The learner will be able to –

- know the importance of safety rules to be followed in the classroom and on the playground.

THANKING YOU
ODM EDUCATIONAL GROUP