



**SESSION : 2**  
**CLASS : I**  
**SUBJECT : COMPUTER**  
**CHAPTER NUMBER: 2**  
**CHAPTER NAME :COMPUTER---- A MACHINE**  
**SUBTOPIC : BRAIN DEVELOPER PAGE 15 ACTIVITY PAGE 18**

---

**CHANGING YOUR TOMORROW**

---

Circle the name of the machines used at our homes  
in the given word grid



**CAKJPCOOLERL**



**XFTITLAMPONM**



**IRONTPAMYVNB**



**KBNMTOASTERX**

**Circle the name of the machines used at our homes  
in the given word grid**







**RTITELEPHONE**





**IPOUTPCLOCKCKB**

Write E in the circles next to the machines that run on electricity and write F next to the machines that runs on Fuel



**Write E in the circles next to the machines that run on electricity and write F next to the machines that runs on Fuel**



# Answer in one word

1. Name any machine that you see in a kitchen. **Mixer**
2. Name a machine that works on human power. **Boat**
3. Name a machine that runs on fuel. **Bus**
4. Name a machine that can do many things. **Computer**

# Name the object with with the help of pictures given

below.

c a r



o r a n g e



m o u s e



p i z z a



u m b r e l l a



T r u c k



E a g l e



R a i n b o w



c o m p u t e r





## LEARNING OUTCOME:

Learners will know about different types of machine and features of a computer.

# THANKING YOU

# ODM EDUCATIONAL GROUP

