

Chapter-1

Chemical Reaction and Equations.

STUDY NOTES

Chemical Reactions and Equations: Balanced and unbalanced chemical equations and balancing of chemical equations.

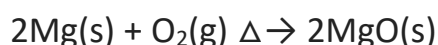
Chemical Reaction: The transformation of chemical substance into another chemical substance is known as Chemical Reaction. For example: Rusting of iron, the setting of milk into curd, digestion of food, respiration, etc.

In a chemical reaction, a new substance is formed which is completely different in properties from the original substance, so in a chemical reaction, a chemical change takes place.

Only a rearrangement of atoms takes place in a chemical reaction.

- The substances which take part in a chemical reaction are called reactants.
- The new substances produced as a result of a chemical reaction are called products.

Example: The burning of magnesium in the air to form magnesium oxide is an example of a chemical reaction.



Before burning in air, the magnesium ribbon is cleaned by rubbing with sandpaper.

This is done to remove the protective layer of basic magnesium carbonate from the surface of the magnesium ribbon.

Reactant: Substances which take part in a chemical reaction are called reactants.

Example: Mg and O₂.

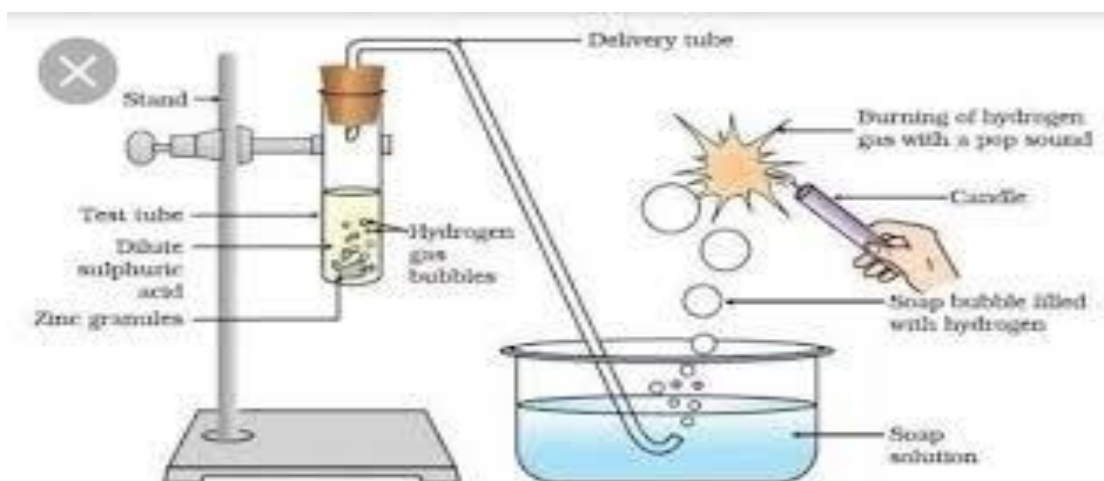
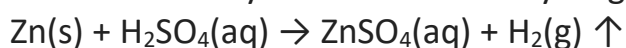
Product: New substance formed after a chemical reaction is called a product.

Example: MgO.

Characteristics of Chemical Reactions :


(i) Evolution of gas: The chemical reaction between zinc and dilute sulphuric acid is

characterised by the evolution of hydrogen gas.



(ii) Change in Colour: The chemical reaction between citric acid and purple coloured potassium permanganate solution is characterised by a change in colour from purple to colourless.

The chemical reaction between sulphur dioxide gas and acidified potassium dichromate solution is characterized by a change in colour from orange to green.



(iii) Change in state of substance: The combustion reaction of candle wax is characterised by a change in state from solid to liquid and gas (because the wax is a solid, water formed by the combustion of wax is a liquid at room temperature whereas, carbon dioxide produced by the combustion of wax is a gas). There are some chemical reactions which can show more than one characteristics.

(iv) Change in temperature: The chemical reaction between quick lime water to form slaked lime is characterized by a change in temperature (which is a rise in temperature).

The chemical reaction between zinc granules and dilute sulphuric acid is also characterised by a change in temperature (which is a rise in temperature).

(v) Formation of precipitate: The chemical reaction between sulphuric acid and barium chloride solution is characterised by the formation of a white precipitate of barium sulphate.



Chapter-1

Chemical Reaction and Equations.

STUDY NOTES

Chemical Equation: Representation of chemical reaction using symbols and formulae of the substances is called Chemical Equation.

Example: $A + B \rightarrow C + D$

In this equation, A and B are called reactants and C and D are called the products. The arrow shows the direction of the chemical reaction. Condition, if any, is written generally above the arrow.

When hydrogen reacts with oxygen, it gives water. This reaction can be represented by the following chemical equation:

Hydrogen + Oxygen \rightarrow Water

$H_2 + O_2 \rightarrow H_2O$

In the first equation, words are used and in second, symbols of substances are used to write the chemical equation. For convenience, the symbol of substance is used to represent chemical equations.

A chemical equation is a way to represent the chemical reaction in a concise and informative way.

A chemical equation can be divided into two types: Balanced Chemical Equation and Unbalanced Chemical Equation.

(a) Balanced Chemical Equation: A balanced chemical equation has the number of atoms of each element equal on both sides.

Example: $Zn + H_2SO_4 \rightarrow ZnSO_4 + H_2$

In this equation, numbers of zinc, hydrogen and sulphate are equal on both sides, so it is a Balanced Chemical Equation.

According to the Law of Conservation of Mass, mass can neither be created nor destroyed in a chemical reaction. To obey this law, the total mass of elements present in reactants must be equal to the total mass of elements present in products.

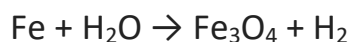
(b) Unbalanced Chemical Equation: If the number of atoms of each element in reactants is not equal to the number of atoms of each element present in the product, then the chemical equation is called Unbalanced Chemical Equation.

Example: $Fe + H_2O \rightarrow Fe_3O_4 + H_2$

In this example, a number of atoms of elements are not equal on two sides of the reaction. For example; on the left-hand side only one iron atom is present, while three iron atoms are present on the right-hand side. Therefore, it is an unbalanced chemical equation.



Balancing a Chemical Equation: To balance the given or any chemical equation, follow these steps:

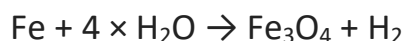


Write the number of atoms of elements present in reactants and in products in a table as shown here.

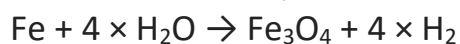
Name of atom	No. of atoms in the reactant	No. of atoms in the product
Iron	1	3
Hydrogen	2	2
Oxygen	1	4

Balance the atom which is maximum in number on either side of a chemical equation. In this equation, the number of oxygen atom is the maximum on the RHS.

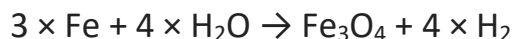
To balance the oxygen, one needs to multiply the oxygen on the LHS by 4, so that, the number of oxygen atoms becomes equal on both sides.



Now, the number of hydrogen atoms becomes 8 on the LHS, which is more than that on the RHS. To balance it, one needs to multiply the hydrogen on the RHS by 4.



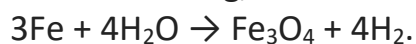
After that, the number of oxygen and hydrogen atoms becomes equal on both sides. The number of iron is one on the LHS, while it is three on the RHS. To balance it, multiply the iron on the LHS by 3.



Now the number of atoms of each element becomes equal on both sides. Thus, this equation becomes a balanced equation.

Name of atom	No. of atoms in the reactant	No. of atoms in the product
Iron	3	3
Hydrogen	8	8
Oxygen	4	4

After balancing, the above equation can be written as follows:



To Make Equations More Informative:

Writing the symbols of physical states of substances in a chemical equation:

By writing the physical states of substances, a chemical equation becomes more informative.

- Gaseous state is represented by symbol (g).
- Liquid state is represented by symbol (l).
- Solid state is written by symbol (s).
- Aqueous solution is written by symbol (aq).
- Writing the condition in which reaction takes place: The condition is generally written above and/or below the arrow of a chemical equation.

Thus, by writing the symbols of the physical state of substances and condition under which reaction takes place, a chemical equation can be made more informative.

Chapter-1**Chemical Reaction and Equations.****STUDY NOTES**

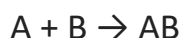
Types of Chemical Reactions: Combination Reaction, Decomposition Reaction, Displacement Reaction, Double Displacement Reaction, Neutralization Reactions, Exothermic – Endothermic Reactions and Oxidation-Reduction Reactions.

Types of Chemical Reactions:

Chemical reactions can be classified in following types:

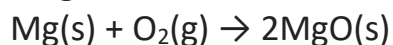
(i) Combination Reaction: Reactions in which two or more reactants combine to form one product are called Combination Reactions.

A general combination reaction can be represented by the chemical equation given here:



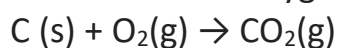
Examples:

When magnesium is burnt in the air (oxygen), magnesium oxide is formed. In this reaction, magnesium is combined with oxygen.



Magnesium + Oxygen \rightarrow Magnesium Oxide

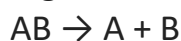
When carbon is burnt in oxygen (air), carbon dioxide is formed. In this reaction, carbon is combined with oxygen.



Carbon + Oxygen \rightarrow Carbon dioxide

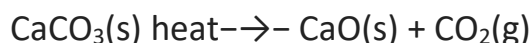
(ii) Decomposition Reaction: Reactions in which one compound decomposes in two or more compounds or elements are known as Decomposition Reaction. A decomposition reaction is just the opposite of combination reaction.

A general decomposition reaction can be represented as follows :



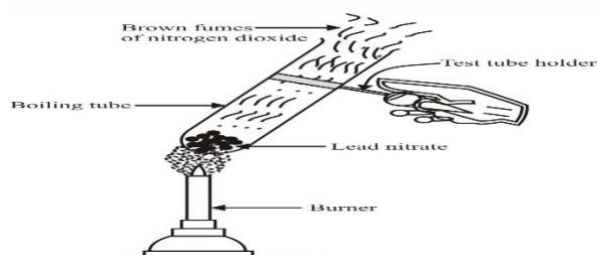
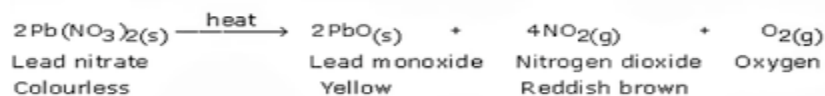
Examples:

When calcium carbonate is heated, it decomposes into calcium oxide and carbon dioxide.



Calcium carbonate \rightarrow Calcium oxide + Carbon dioxide

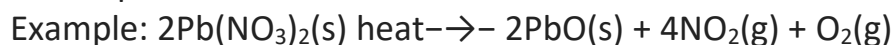
Decomposition of lead nitrate by strong heating in a hard glass test tube



When ferric hydroxide is heated, it decomposes into ferric oxide and water



Thermal Decomposition: The decomposition of a substance on heating is known as Thermal Decomposition.



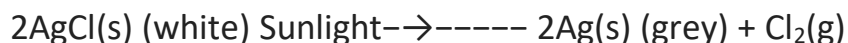
Electrolytic Decomposition: Reactions in which compounds decompose into simpler compounds because of passing of electricity, are known as Electrolytic Decomposition. This is also known as Electrolysis.

Example: When electricity is passed in water, it decomposes into hydrogen and oxygen.



Photolysis or Photo Decomposition Reaction: Reactions in which a compound decomposes because of sunlight are known as Photolysis or Photo Decomposition Reaction.

Example: When silver chloride is put in sunlight, it decomposes into silver metal and chlorine gas.



Photographic paper has a coat of silver chloride, which turns into grey when exposed to sunlight. It happens because silver chloride is colourless while silver is a grey metal.

Chapter-1

Chemical Reaction and Equations.

STUDY NOTES

iii) Displacement Reaction: The chemical reactions in which a more reactive element displaces a less reactive element from a compound is known as Displacement Reactions. Displacement reactions are also known as Substitution Reaction or Single Displacement/ replacement reactions.

A general displacement reaction can be represented by using a chemical equation as follows :



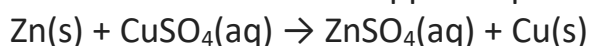
Displacement reaction takes place only when 'A' is more reactive than B. If 'B' is more reactive than 'A', then 'A' will not displace 'C' from 'BC' and reaction will not be taking place.

Examples:

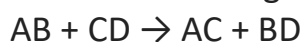
When zinc reacts with hydrochloric acid, it gives hydrogen gas and zinc chloride.



When zinc reacts with copper sulphate, it forms zinc sulphate and copper metal.



(iv) Double Displacement Reaction: Reactions in which ions are exchanged between two reactants forming new compounds are called Double Displacement Reactions.

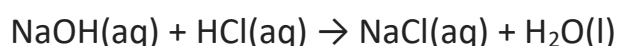


Examples:

When the solution of barium chloride reacts with the solution of sodium sulphate, white precipitate of barium sulphate is formed along with sodium chloride.



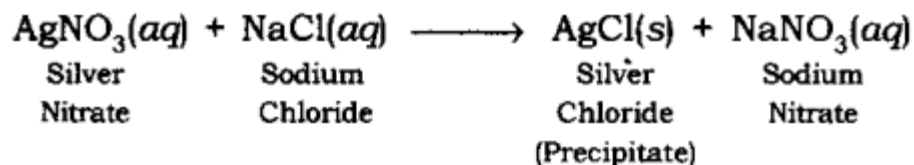
When sodium hydroxide (a base) reacts with hydrochloric acid, sodium chloride and water are formed.



Note: Double Displacement Reaction, in which precipitate is formed, is also known as precipitation reaction. Neutralisation reactions are also examples of double displacement reaction.

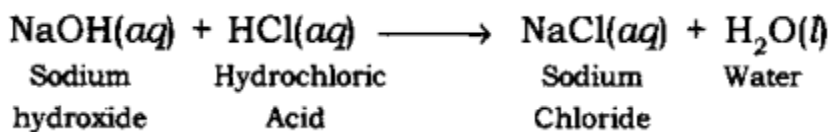
Precipitation Reaction: The reaction in which precipitate is formed by the mixing of the aqueous solution of two salts is called Precipitation Reaction.

Example:



Neutralization Reaction: The reaction in which an acid reacts with a base to form salt and water by an exchange of ions is called Neutralization Reaction.

Example:



(v) Oxidation and Reduction Reactions:

Oxidation: Addition of oxygen or non-metallic element or removal of hydrogen or metallic element from a compound is known as Oxidation.

Elements or compounds in which oxygen or non-metallic element is added or hydrogen or metallic element is removed are called to be Oxidized.

Reduction: Addition of hydrogen or metallic element or removal of oxygen or non-metallic element from a compound is called Reduction.

The compound or element which goes under reduction is called to be Reduced.

Oxidation and Reduction take place together.

Oxidizing agent:

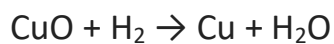
- The substance which gives oxygen for oxidation is called an Oxidizing agent.
- The substance which removes hydrogen is also called an Oxidizing agent.

Reducing agent:

- The substance which gives hydrogen for reduction is called a Reducing agent.
- The substance which removes oxygen is also called a Reducing agent.

The reaction in which oxidation and reduction both take place simultaneously is called Redox reaction.

When copper oxide is heated with hydrogen, then copper metal and hydrogen are formed.



(i) In this reaction, CuO is changing into Cu. Oxygen is being removed from copper oxide. Removal of oxygen from a substance is called Reduction, so copper oxide is being reduced to copper.

(ii) In this reaction, H₂ is changing to H₂O. Oxygen is being added to hydrogen. Addition of oxygen to a substance is called Oxidation, so hydrogen is being oxidised to water.

- The substance which gets oxidised is the reducing agent.
- The substance which gets reduced is the oxidizing agent.

Chapter-1

Chemical Reaction and Equations.

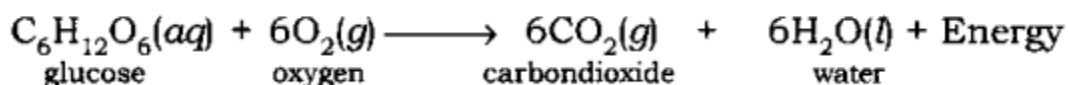
STUDY NOTES

(vi) Exothermic and Endothermic Reactions:

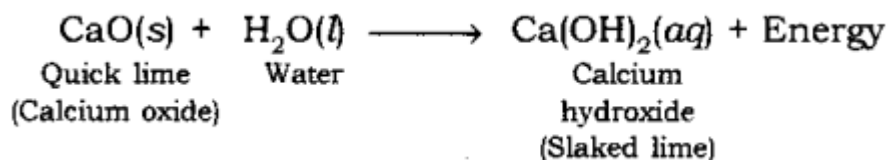
Exothermic Reaction: Reaction which produces energy is called Exothermic Reaction. Most of the decomposition reactions are exothermic.

Example:

Respiration is a decomposition reaction in which energy is released.

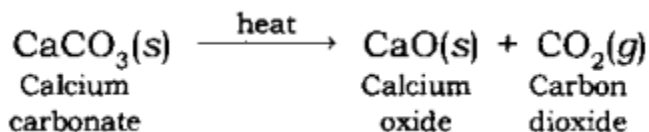


When quick lime (CaO) is added to water, it releases energy.



Endothermic Reaction: A chemical reaction in which heat energy is absorbed is called Endothermic Reaction.

Example: Decomposition of calcium carbonate.



Effects of Oxidation Reactions in Everyday life: Corrosion and Rancidity.

Corrosion: The process of slow conversion of metals into their undesirable compounds due to their reaction with oxygen, water, acids, gases etc. present in the atmosphere is called Corrosion.

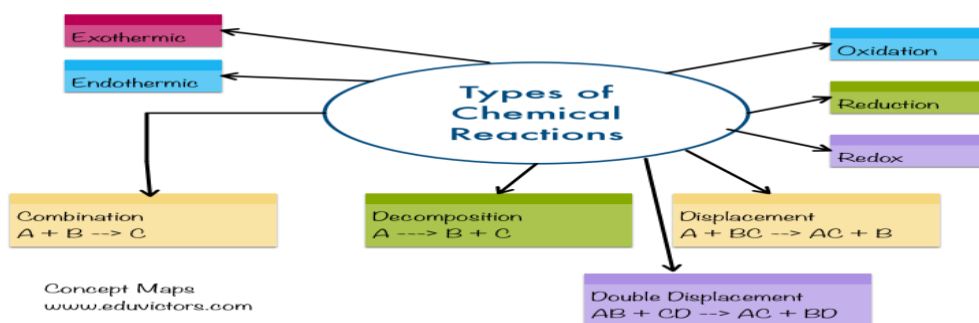
Example: Rusting of iron.

Chapter-1

Chemical Reaction and Equations.

STUDY NOTES

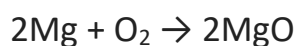
1. **Chemical Reaction:** During chemical reactions, the chemical composition of substances changes or new substances are formed.



2. **Chemical Equation:** Chemical reactions can be written in chemical equation form which should always be balanced.

3. Types of Chemical Reactions:

Combination reaction: A single product is formed from two or more reactants.



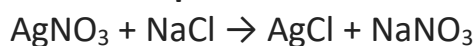
Decomposition reaction: A single reactant breaks down to yield two or more products.

- **Thermal decomposition:** $2\text{Pb}(\text{NO}_2)_2 \rightarrow 2\text{PbO} + 4\text{NO}_2 + \text{O}_2$
- **Electrolysis:** $2\text{H}_2\text{O} \rightarrow 2\text{H}_2 + \text{O}_2$
- **Photochemical reaction:** $2\text{AgBr} \rightarrow 2\text{Ag} + \text{Br}_2$

Displacement reaction: One element is displaced by another element.



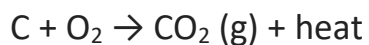
Double displacement reaction: Exchange of ions between reactants.



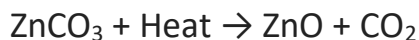
Redox reaction: Both oxidation and reduction take place simultaneously.



Exothermic reaction: A chemical reaction in which heat energy is evolved.



Endothermic reaction: A chemical reaction in which heat energy is absorbed.



Redox reaction: Chemical reaction in which both oxidation and reduction take place simultaneously.

4. **Oxidation:** Reaction that involves the gain of oxygen or loss of hydrogen.

5. **Reduction:** Reaction that shows the loss of oxygen or gain of hydrogen.



ZnO is reduced to Zn—reduction. C is oxidized to CO—Oxidation.

6. Effects of Oxidation Reactions in Our Daily Life:

- **Corrosion:** It is an undesirable change that occurs in metals when they are attacked by moisture, air, acids and bases.
Example, Corrosion (rusting) of Iron: $\text{Fe}_2\text{O}_3 \cdot n\text{H}_2\text{O}$ (Hydrated iron oxide)
- **Rancidity:** Undesirable change that takes place in oil containing food items due to the oxidation of fatty acids.
Preventive methods of rancidity: Adding antioxidants to the food materials, storing food in the airtight container, flushing out air with nitrogen gas and refrigeration.
- **Prevention of corrosion**

I-Oiling, greasing, painting

II-Electroplating

III-Alloying

IV-Galvanizing, Anodising, Tin plating.

- **Prevention of Rancidity :**

- Air tight
- Vacuum Packing
- Refrigeration
- Nitrogen flush In
- Using Anti Oxidants (BHT, BHA, Sodium Benzoate)

