

SESSION NO-4

CLASS:II

SUBJECT : COMPUTER

CHAPTER NUMBER:3

CHAPTER NAME :OPERATING A COMPUTER

SUB TOPIC: INTRODUCTION, START A PROGRAM

CHANGING YOUR TOMORROW

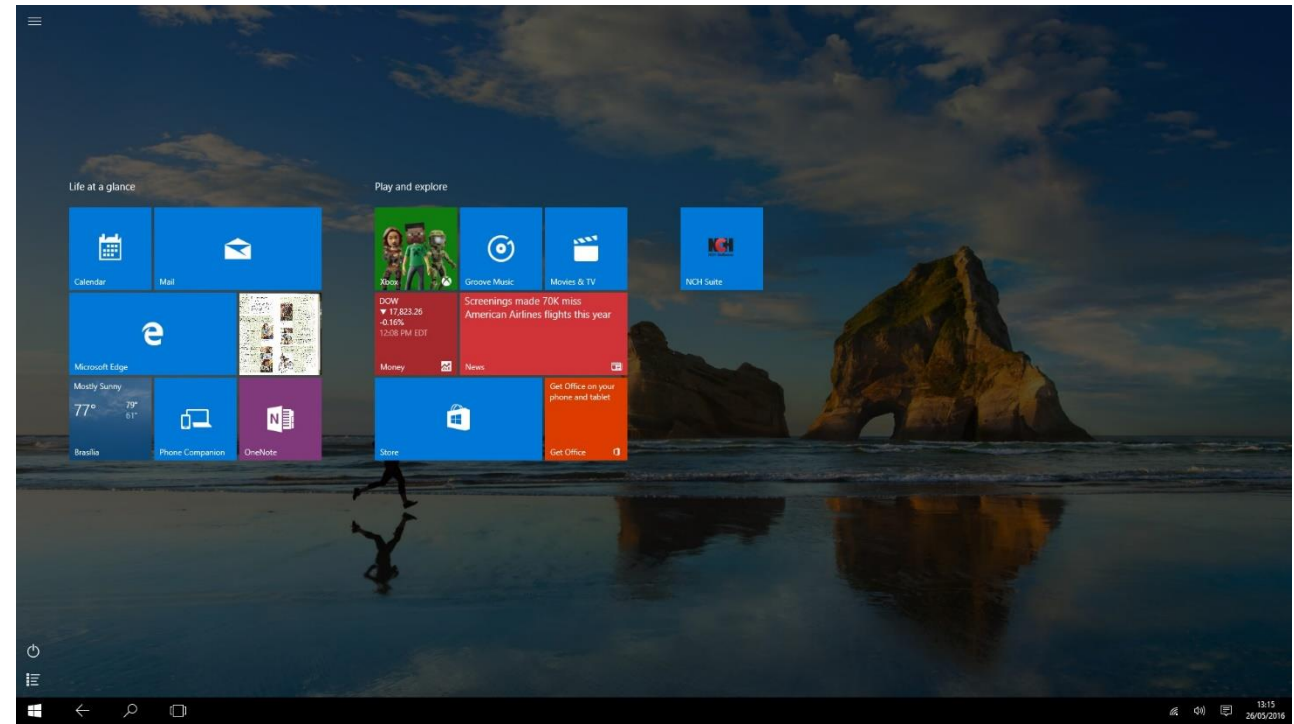

LEARNING OBJECTIVE :

To enable the students to know how to start a program, icons, desktop, taskbar etc .

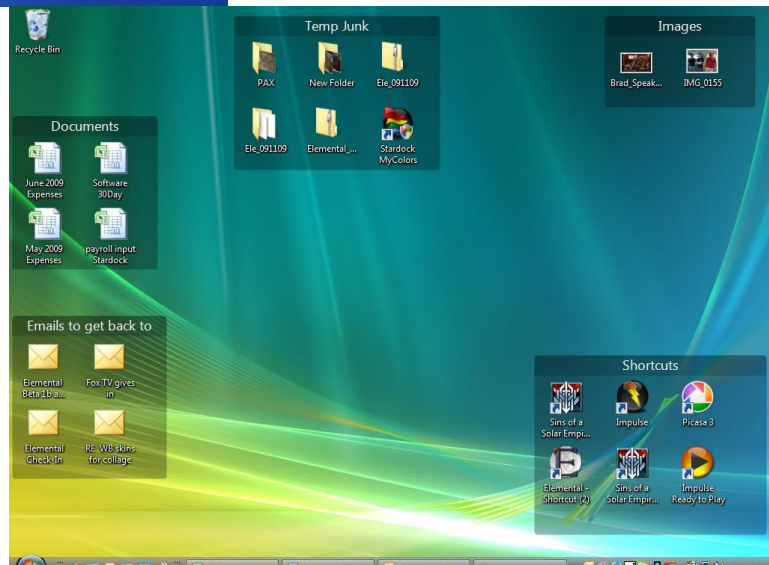

Steps to start a computer

- Switch on the main power supply.
- Switch on UPS button.
- Switch on the power supply button of CPU.
- Switch on the monitor button.


- The first screen that appears on starting a computer is known as **DESKTOP**.



- Small pictures on the desktop known as icons.



- The thin bar at the bottom of the desktop is called the TASKBAR.



Starting a program

- Click start >>>>Windows accessories>>>>Wordpad.

Game:

<https://wordwall.net/resource/6681867/input-output>

THANKING YOU
ODM EDUCATIONAL GROUP

