

NEW

# ENGLISH JUNCTION

A Course in Communicative English

**Primer**

**1**

**Shanta Rameshwar Rao**

Founder and former Principal

Vidyaranya School

Hyderabad



**Sangam Books**



Orient BlackSwan



# CONTENTS

The Alphabet	1
Unit 1	7
Unit 2	14
Unit 3	20
Unit 4	24
Unit 5	28
Unit 6	33
Unit 7	37
Unit 8	44
Unit 9	50
Unit 10	55



# The Alphabet



A a




apple



aeroplane

B b




ball



bag

C c




cat



cup

D d



duck



doll

E e



egg



engine

F f



fish




fan

G g



glass



gate

H h



hen



hat

I

i



ice-cream



iron

J

j



jam



jug

K

k



kite



key

L

l



lion




lock

M m

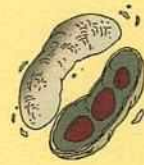


mango



monkey

N n



nut



net

O o



orange



owl

P p



pencil



parrot

Q q



queen




queue

R

r



rat



rabbit

S

s



star



skirt

T

t



tiger



table

U

u




umbrella



uniform

V

v



van



vase

W w

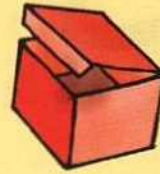


watch



window

X x




box



fox

Y y



yellow



yak

Z z



zip



zebra



# UNIT 1



**A** Point to the pictures. Listen and repeat the words.



cat



rat



bat



hat



mat



pan



man



fan



van





**B** Point to the pictures. Listen and repeat the words.



a cat and a bat



a man in a van



a man on a mat





a rat near a hat



**C** Read the words and point to the pictures.

a bag    a man    a fan    a hat    a van    a mat





**D** Read these words. Do the actions with your teacher.

clap    catch    stamp    pack    pat    stand




**E** Point to the pictures. Listen and repeat the words.



a cat



cats



cats and dogs



a dog



dogs



a pup



pups




a mother dog  
and her pups





F Tick (✓) the correct picture.



a hat




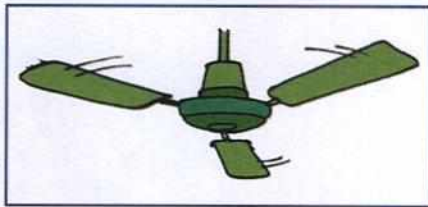
rats



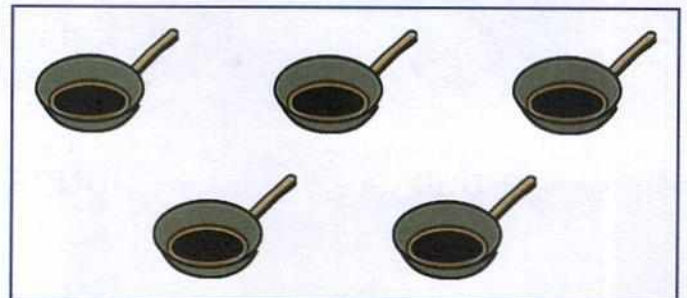
bats



a fan




pans





## G My Family

This is Vineet's family. Point to the people in the picture and read the words.



## H Listen and repeat these words.

mother and father  
uncle and aunt

grandfather and grandmother  
brother and sister  
cousins





# Rain, Rain Go Away



Rain, rain go away,  
Come again another day,  
Mother and I want to play,  
Rain, rain go away.



Rain, rain, go away,  
Come again another day,  
Father and I want to play,  
Rain, rain go away.


Rain, rain go away,  
Come again another day  
Brother and I want to play,  
Rain, rain go away.





# I Greeting each other\*

Good morning,  
teacher!



Good morning,  
children!



Good morning,  
Mary!



Good morning,  
Suman!



## To the Teacher\*

Let the students greet you first. Then let the students greet each other.



# UNIT 2



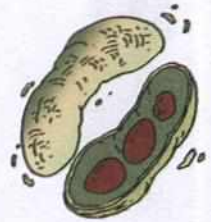
**A** Point to the pictures. Listen and repeat the words.



pup



bun



nut



cup



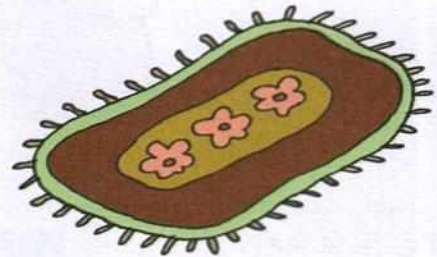
bug



cub



bus



rug







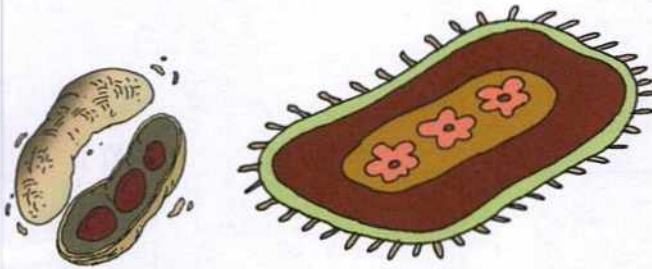
**B** Listen and repeat the words.



a bun and a cup



a pup in a bus




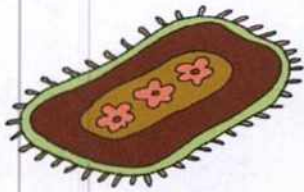
a nut and a rug



a bug on a rug



**C** Match the words with the pictures.



bus

bun


cup

rug

bug



**D** Point to the pictures. Listen and repeat these words.



a bun in a cup



a pup on a rug



**E** Circle the correct word.



a rug \_\_\_\_\_ a bus

in

on



a nut \_\_\_\_\_ a mug

in

on



a mug \_\_\_\_\_ a tub

in


on



a cup \_\_\_\_\_ a rug




in

on





**F** These are the rooms in Vineet's house. Point to the pictures. Listen and repeat the words.







**G** Listen and repeat these words.

sitting room      dining room  
kitchen      bedroom      bathroom




**H** Listen and point to the correct picture.\*



To the Teacher\*

Call out the words in a random order.





# Hickory Dickory Dock



Hickory Dickory Dock,  
The mouse ran up the clock,  
The clock struck one  
The mouse ran down,  
Hickory Dickory Dock.

Hickory Dickory Dock,  
The mouse ran up the clock,  
The clock struck one  
The mouse ran down,  
Hickory Dickory Dock.  
Tick tock, tick tock,  
Tick tock, tick tock.



# UNIT 3



**A** Point to the pictures. Listen and repeat the words.



log



dog



frog



fox



box



boy



pot



**B** Point to the pictures. Listen and repeat the words.



a fox and a dog




a boy on a box



a frog on a log



a dog near a box





C Colour the box with the correct word.




log      dog



frog      pot




fox      boy



frog      box



log      pot



fox      frog



boy      box





**D** Point to the pictures. Listen and repeat the words.



eating



drawing



writing



playing



reading



sleeping



**E** Tick (✓) the correct word for each picture.



eating

playing

sleeping



sleeping

reading

drawing



eating

drawing


reading



sleeping

playing


sitting







**F** This is Vineet's class-room. Point to the objects in the class-room. Listen and repeat the words.



**G** Read these words aloud. Are these things in your class-room? Show them to your teacher.\*

pen    pencil    table    chair    bag  
 desk    bench    pencil-box    lunch-box

**To the Teacher\***

Let the students point out the objects in the class-room.

# UNIT 4



**A** Point to the pictures. Listen and repeat the words.



pin



chin



tin



zip



clip



fish

**B** Listen and repeat the words.



a thin pin




a fish with fins



a zip and a clip

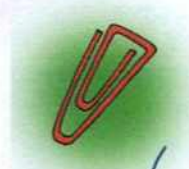


a chin and a pin





**C** Match the words with the correct pictures.



fish

chin

tin

clip

zip




**D** Point to the picture. Listen and repeat the words.




a cat **in** a box



a cat **on** a box




a cat **near** a box



a cat **under** a box



**E** Circle the correct word.



a cow \_\_\_\_\_  
a tree \_\_\_\_\_  
under in



a doll \_\_\_\_\_  
a table \_\_\_\_\_  
on near




a ball \_\_\_\_\_  
a table \_\_\_\_\_  
on under



a book \_\_\_\_\_  
a box \_\_\_\_\_  
in under



**F** Point to the picture. Listen and repeat the words.





## We Play in the Park



We play in the park, park, park

Till it gets dark, dark, dark.

And as we sing, sing, sing

We sit on the swing, swing, swing.

The see-saw goes up and down

Coming down the slide is fun.



# UNIT 5



**A** Point to the pictures. Listen and repeat the words.



park



farm



car



jar




cart




card



**B** Listen and repeat. 



children in the park  
a man with a cart  
toys in the cart





**C** Match the words with the pictures.














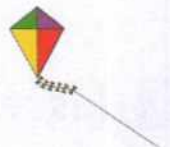
**D** Listen and repeat. 

That and this,  
 this and that.  
 This is a dog  
 and that is a cat.  
  
 This and that,  
 that and this.  
 Give your mother  
 a hug and a kiss.





**E** Look at the pictures. Listen and repeat the words.



 <p>This is a bag.</p>	 <p>This is a toy.</p>
 <p>This is a ball.</p>	 <p>This is a balloon.</p>
  <p>That is a bird.</p>	  <p>That is an aeroplane.</p>
  <p>That is a butterfly.</p>	  <p>That is a kite.</p>



**F** Answer the questions your teacher asks you.  
Use this or that.\*

To the Teacher\*

Point to the things near and far from the students in the classroom and ask them 'What is this/that?'





**G**

Look at these colours. Point to the colours and read them aloud.



red



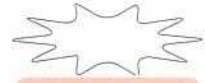
green



yellow




blue



white



orange



pink



black



brown



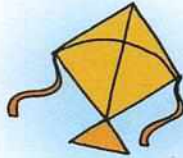
**H**

Tick (✓) the correct word.



green

brown



blue

yellow



yellow

orange



black

red



brown


blue



## My Red Balloon



My red balloon  
My red balloon,  
Flies high, flies high,  
In the blue sky.  
I stand on the green grass,  
And watch it fly past.



# UNIT 6



**A** Point to the pictures. Listen and repeat the words.



play



way



hay




say

2014  
May

Sun	Mon	Tue	Wed	Thu	Fri	Sat
				1	2	3
4	5	6	7	8	9	10
11	12	13	14	15	16	17
18	19	20	21	22	23	24
25	26	27	28	29	30	31

May

**B** Listen and repeat. 




Every day, the children  
come to the park.


They come to play.

They run on the way.

 **C** Circle the same word in each box.

way	way	wag	wad
day	dam	dad	day
say	sad	say	sap
hay	bay	hay	jay

 **D** Listen and repeat the words.



This bird is flying.

The girl is riding a bicycle.



The woman is walking.

The man is talking on the phone.

The dog is sleeping.

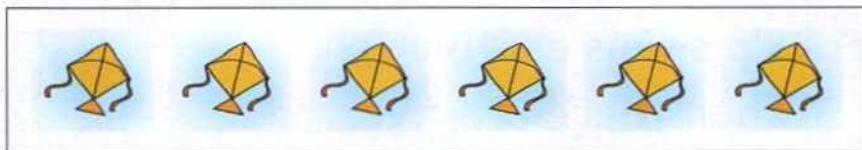
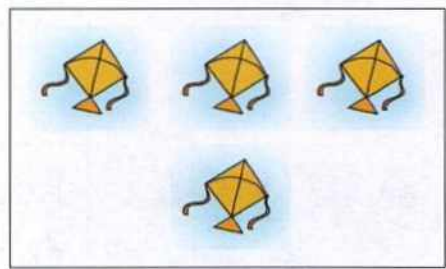
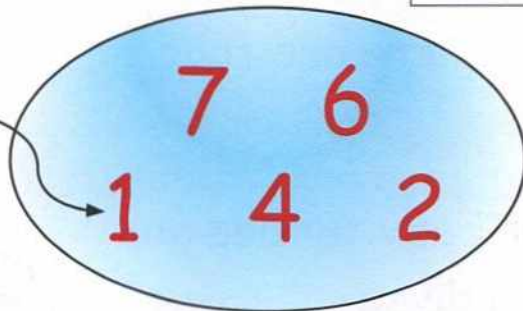
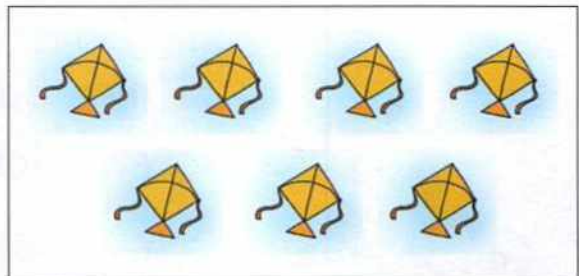
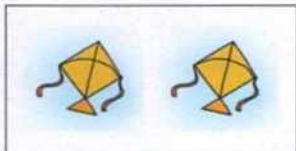


# E Count the toffees.

1.	one	
2.	two	
3.	three	
4.	four	
5.	five	
6.	six	
7.	seven	
8.	eight	
9.	nine	
10.	ten	



# F Match the number with the picture.






# Five Baby Turtles




One baby turtle alone  
and new.

Finds a friend, and  
then there are two.




Two baby turtles  
crawl down to the sea.

They find another, and  
then there are three.




Three baby turtles  
crawl along the shore.

They find another, and  
then there are four.



Four baby turtles go  
for a dive.

Up swims another, and  
then there are five.



# UNIT 7



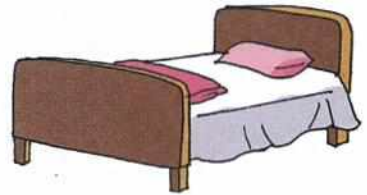
**A** Point to the pictures. Listen and repeat the words.



hen



pen



bed



bell



net



vet



pet



pencil




**B** Point to the pictures. Listen and repeat the words.




a bell and a bed



a vet and a pet



a pen and a pencil



a net near a hen



**C** Match the pictures with the words.



a pen

a vet

a hen

a bed

a net

a pencil



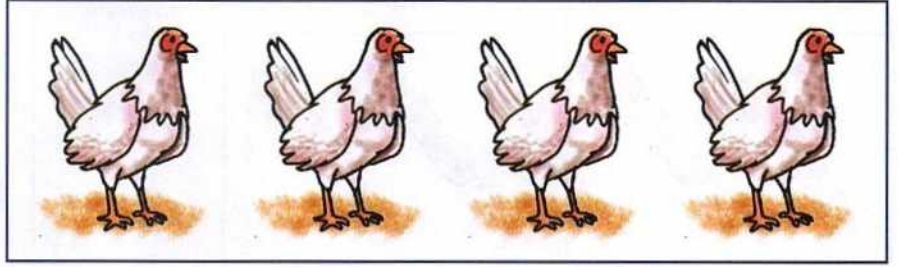





**D** Look at the pictures. Listen and repeat the words.



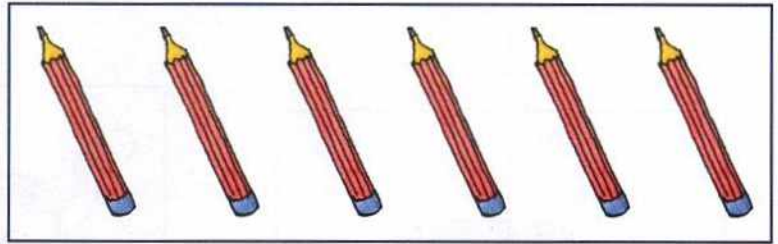
a hen



many hens



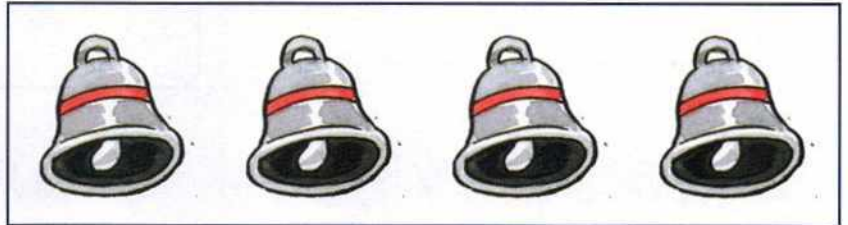
a pencil



many pencils




a bell



many bells




a pen



many pens



**E** Look at the pictures and circle the correct box.



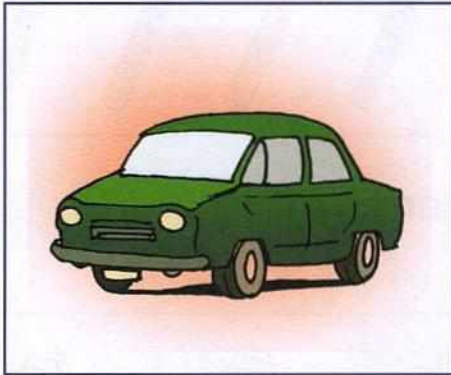
a pen

many pens




a bag

many bags



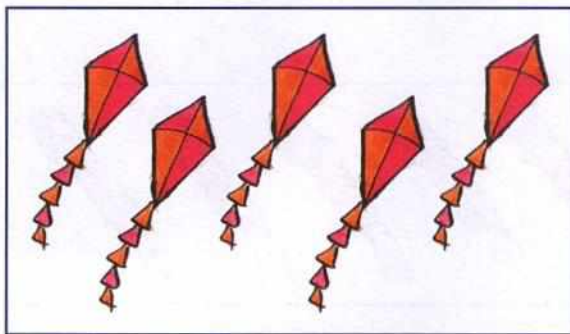
a car

many cars




a dog

many dogs




a kite

many kites




an apple

many apples





**F** Look at the pictures. Listen and repeat the words.




rice



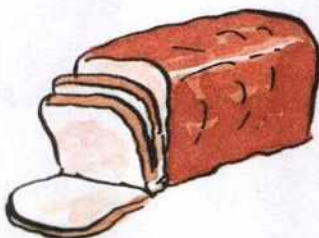
chapatis



chicken



fish



bread



eggs



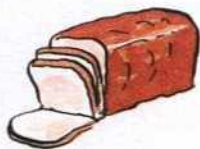
butter



milk



**G** Match the words with the pictures.



chicken



chapatis



bread



butter



I like ice-cream,  
It's my favourite treat.

I like ice-cream,  
That's what I like to eat.

And I eat ice-cream any time I can.

Oh, I like ice-cream,  
And here comes the ice-cream man!





## H Introducing oneself\*

Hello, I'm Ria.



Hello, I'm John.



## I Colour this picture.



To the Teacher\*

Let the students introduce themselves to each other.



# UNIT 8



**A** Point to the pictures. Listen and repeat the words.




moon



spoon




school



pool

**B** Listen and repeat the words.

moon noon spoon boon soon  
fool pool stool school tool

**C** Listen and repeat. 




It is hot here!

Come to the pool.

It is cool by the pool.

There is a pot near the pool.





**D** Listen and circle the correct word.\*


cool    cold    school    shock    pool  
pod    boon    born    fool    full



**E** Point to the pictures. Listen and repeat the words.



a hot cup of tea



a warm day



a cold drink



a cool night



**F** Draw lines from the words to the pictures.

hot



cold



cool



To the Teacher\*  
Call out only the words with a long 'u' (pool) sound







**G** Point to the pictures and read the words aloud.



apple



mango




orange



pear



pineapple



banana








H Point to the pictures and read the words aloud.




carrot



potato



onion



cabbage




brinjal



beans




peas

 **I** Look at the pictures and write the words.

This is an O \_ \_ \_ N.



This is a B \_ \_ \_ \_ A.



This is a M \_ \_ \_ O.



This is a C \_ \_ \_ \_ T.



This is a C \_ \_ \_ \_ \_ E.



This is an A \_ \_ \_ E.



This is a B \_ \_ \_ \_ \_ L.






## Vegetables are Nice!



Tomatoes are red, beans are green,  
A brinjal has a crown, just like a queen.  
Potatoes are brown, onions are pink,  
Carrots have juice which I can drink.  
Vegetables make me healthy and wise,  
I'll eat some daily with curd and rice.



# UNIT 9



**A** Point to the pictures. Listen and repeat the words.



bee



tree



sheep



wheel



street



feet



**B** Listen and repeat. 

There is a big tree.

There is a small tree.



There is a bird on a tree.

Can you see the bird?

Can the bird see me?

Is there a bee?

No, there is no bee.

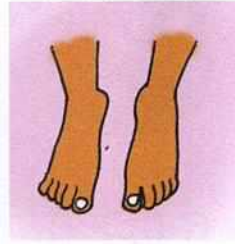


**C** Colour the correct word.



sheep

sheet



feet

feel



bee

bet




wheat

wheel


**D** Listen and do the actions.

see    sleep    sweep    weep  
peel    peep    feed

**E** Point to the picture. Listen and repeat the words.



a tall  
tree



a short  
tree



a big  
dog




a small  
dog




a fat cat



a thin cat



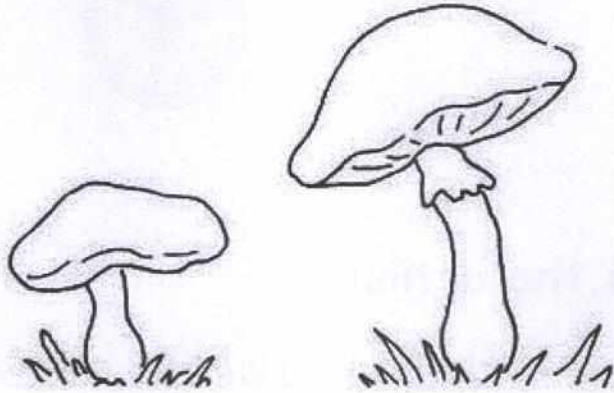
a fat cow




a thin cow



**F** Colour the short mushroom.




Colour the thin clown.





**G** Point to the picture. Listen and repeat.



horse

donkey

cow

goat

dog

elephant

cat



**H** Count and circle the correct number.

- |   |   |        |   |   |          |
|---|---|--------|---|---|----------|
| 2 | 3 | horses | 2 | 4 | donkeys  |
| 4 | 1 | dogs   | 3 | 5 | goats    |
| 5 | 7 | cows   | 1 | 9 | elephant |
| 1 | 7 | cat    |   |   |          |





Sounds!




Caw caw says the crow

Moo moo says the cow




Bow wow says the dog

Miao miao says the cat



Hee haw says the donkey

Baa baa says the sheep



And I say HELLO!





# UNIT 10



**A** Choose the right word from the balloon and write it in the space provided.

1. car      far      \_\_\_\_\_
2. ball      call      \_\_\_\_\_
3. man      pan      \_\_\_\_\_
4. fat      hat      \_\_\_\_\_
5. park      lark      \_\_\_\_\_



**B** Listen and tick (✓) the correct word.\*

bee

tree

bull

pull

crow

throw

red

bed

sand

stand

fat

hat

To the Teacher\*

Call out only one of the two rhyming words in each pair.





**C** Listen and repeat.



There is a big, green frog on the log.

Oh no! Look again!

There are three frogs on the log.



**D** Listen and repeat.


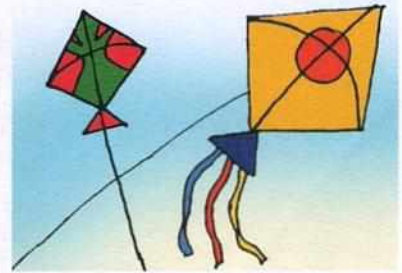
There is a frog on the log.




There is a pot near the pool.



There are two kites in the sky.



There are four cows on the hill.






**E** Write there is or there are.


1. \_\_\_\_\_ two cats on the rug.
2. \_\_\_\_\_ a tall tree in the park.




**F** Point to the pictures. Listen and repeat the words.



train



bus



lorry



car



autoriksha



bicycle



scooter




**G** Listen and repeat.



children  
in a bus





children  
in a car



children  
in a train



**H** Listen and point to the correct picture.\*



To the Teacher\*

Call out the words in  
a random order.





Lights!



Red light! Red light!

What do you say?

I say stop!

Stop right away.

Yellow light! Yellow light!

What do you say?

I say wait! Don't go


Till the light goes green.

Green light! Green light!

What do you say?

I say go!

Go right away!





**STOP!**


**SLOW  
DOWN!**


**GO!**



 **I** Join the dots and colour the picture.



 **J** Saying thank you\*



To the Teacher\*

Let the students practise in pairs using different objects.



**Designed by**  
Blue Fish Designs Private Ltd

**Cover Design by**  
Vincent Moses Raja

**Illustrated by**  
Debasish Deb

## ACKNOWLEDGEMENTS

### Image Credits

<https://pixabay.com/en/school-teacher-teacher-school-148135/>; **Unit 6:** <http://www.publicdomainpictures.net/view-image.php?image=50787&picture=2014-calendar-may-template>; **Unit 10:** <https://pixabay.com/en/balloon-yellow-party-birthday-296637/>

Every attempt has been made to trace holders of copyright. Where the publishers have not heard from them at the time of going to press or where, in the absence of complete information, it has not been possible to identify the sources of materials used, the publishers would be grateful for any information that would enable them to make appropriate acknowledgements in future reprints/editions of this book.

## English Junction Primer 1

### SANGAM BOOKS

(An imprint of The Agricultural Development Commercial Credit And Industrial Investment Company Private Limited)

### Registered Office

3-6-747/1/A & 3-6-754/1 Himayatnagar, Hyderabad 500 029, Telangana, India  
e-mail: [info@sangambooks.com](mailto:info@sangambooks.com)

© The Agricultural Development Commercial Credit And Industrial Investment Company Private Limited 2013, 2017

First published 2013

This edition 2017

Reprinted 2017, 2018, 2019, 2020

**ISBN:** 978-81-7370-482-6

### Distributed by

Orient Blackswan Private Limited  
3-6-752 Himayatnagar, Hyderabad 500 029, Telangana, India  
email: [centraloffice@orientblackswan.com](mailto:centraloffice@orientblackswan.com)

### Other Offices

Bengaluru, Bhopal, Chennai, Guwahati, Hyderabad, Jaipur, Kolkata  
Lucknow, Mumbai, New Delhi, Noida, Patna, Visakhapatnam

### Typeset at

Bookcraft Publishing Services (I) Pvt Ltd, Chennai

### Printed in India at

SDR Printers, Trans Delhi Signature City Ghaziabad (U.P.)

### Published by

Sangam Books

(An imprint of The Agricultural Development Commercial Credit And Industrial Investment Company Private Limited)

3-6-747/1/A and 3-6-754/1, Himayatnagar, Hyderabad 500 029, Telangana, India

e-mail: [info@sangambooks.com](mailto:info@sangambooks.com)

0401348



