

SESSION : 1

CLASS : I

SUBJECT : MATHEMATICS

CHAPTER NUMBER:7

CHAPTER NAME :SUBTRACTION

**SUBTOPIC : ACTIVITY ON SUBTRACTION
(EXERCISE BOOK PAGE 57)**

CHANGING YOUR TOMORROW

LEARNING OBJECTIVE :

Learners will be able to know the basics of subtraction . They will be able to know about different methods of subtraction e.g subtract by counting backward and crossing out method.In this module they will be knowing subtraction of 1-digit numbers only.

SUBTRACTION OF 1-DIGIT NUMBERS

STORY TIME

Ramu a cap seller brought some caps to sell in the village



STORY TIME

On his way he wanted to count the number of caps he brought

He counted 9 caps

It was a hot summer day. He became very tired and wanted to take rest under the tree.



Soon he got asleep in a deep sleep .On the tree there were some naughty monkeys

When the cap seller was sleeping each of them took away the caps.



How many caps left with him?



LET'S SOLVE

Cap seller has 9 caps

Monkeys took away 6 caps

6 caps crossed out



3 caps left





Soon he got up and saw his basket empty

He understood everything and made a trick to get the caps back. He threw his own cap in the air. As monkeys always imitate man, they threw back the caps in air. The cap seller collected all his caps and went back happily.



WHAT IS SUBTRACTION?

So, When we remove or take away few things or numbers from a group, we do subtraction.



I am having 2 balls

My friend takes away one

So, now I am having 1 ball

SYMBOLS WE USE FOR SUBTRACTION

- SYMBOL OF SUBTRACTION
- MINUS



SYMBOL OF
EQUAL TO



ANSWER OF
SUBTRACTION IS
CALLED

DIFFERENCE

LET'S DO AN ACTIVITY

8 balloons


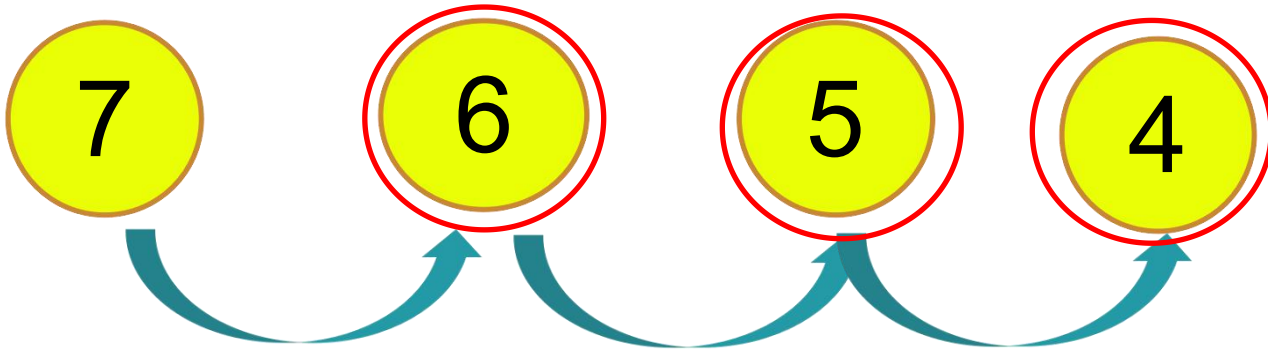
5 balloons burst

3 balloons left




Let's learn to subtract by counting backward

$$7 - 3 = 4$$



SUBTRACT BY COUNTING BACKWARD METHOD



$$8 - 2 = 6$$



TODAY'S CLASS WORK

Exercise

1. Fill in the blanks.

$$(a) \quad 3 - 2 =$$



$$(b) \quad 4 - 1 =$$







$$(c) \quad 7 - 5 =$$



$$(d) \quad 4 - 3 =$$



TODAY'S CLASS WORK

- (f) $9 - 4 =$ 
- (g) $8 - 7 =$ 
- (h) $6 - 2 =$ 
- (i) $8 - 4 =$ 

SUB

HOME ASSIGNMENT

Mathematics

Practice Book Page 57

LEARNING OUTCOME :

The learners are now able to know how to subtract 1-digit numbers by different methods.

THANKING YOU
ODM EDUCATIONAL GROUP