

PRAYER



CHANGING YOUR TOMORROW

Website: www.odmegroup.org
Email: info@odmps.org

Toll Free: **1800 120 2316**
Sishu Vihar, Infocity Road, Patia, Bhubaneswar- 751024

SESSION : 2

CLASS : I

SUBJECT : MATHEMATICS

CHAPTER NUMBER: 1

CHAPTER NAME : MEASUREMENT

SUBTOPIC :LENGTH

BOOK PAGE 98 - 100

CHANGING YOUR TOMORROW

LEARNING OBJECTIVE :



Enable the learners
to have a knowledge about
Thick/Thin and Near/Far



VIDEO ON LENGTH

LENGTH

(Thick/Thin, Near/Far)

<https://youtu.be/J9jnyYzOucY>

<https://youtu.be/25NWsJvIY4c>

TALL ,TALLER ,TALLEST

➔ Number the animals from tallest to tall.



2



1




3



1



3



2


Tall/Short

➔ Tick the correct answer.

1) Which is shorter?



2) Which is taller?



3) Which is taller?




4) Which is shorter?



5) Who is shorter?



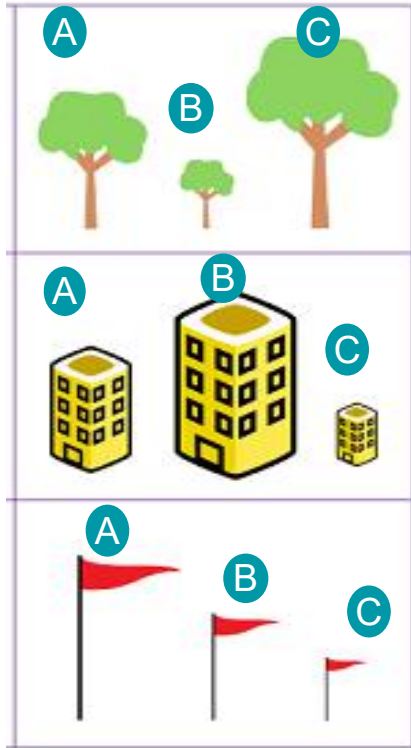
6) Which is taller?



High, Higher, Highest



Answer the following.



Q1. Which tree is higher than tree A?

Ans: Tree C.

Q2. Which building is the highest one?


Ans: Building B.

Q3. Which flag is the higher than flag C but lower than flag A?


Ans: Flag B.

Example 1

THIN AND THICK



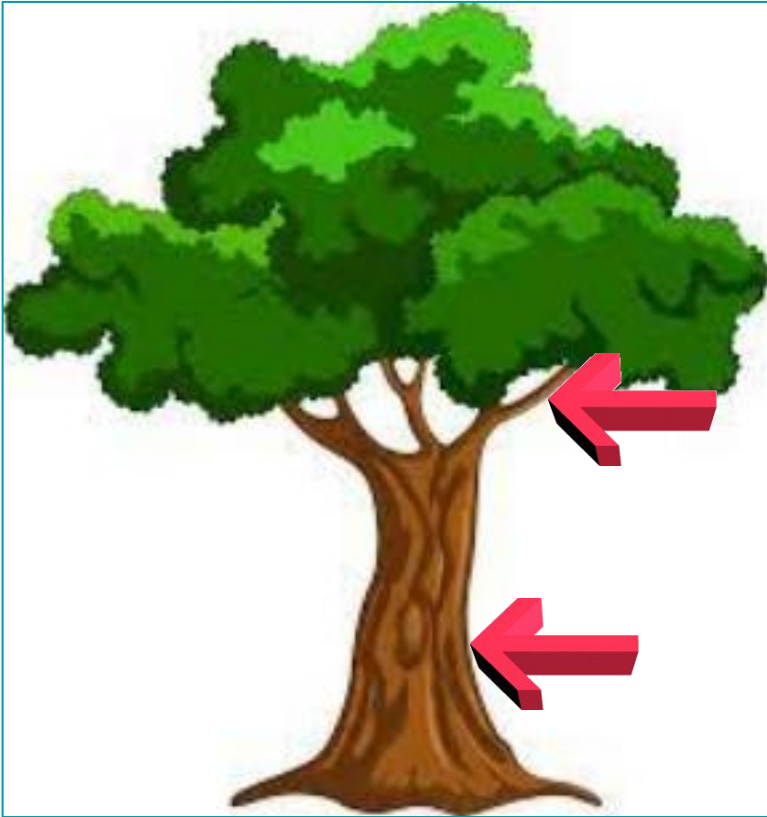
The book is thick



The note book is thin.

Example 2

THIN AND THICK



The branches are thin.

The trunk is thick

Activity 1

THICK AND THIN

Q. Tick the thick and cross the thin?

 <input checked="" type="checkbox"/>	 <input type="checkbox"/>
---	--

 <input type="checkbox"/>	 <input checked="" type="checkbox"/>
---	---

 <input checked="" type="checkbox"/>	 <input type="checkbox"/>
--	--

 <input type="checkbox"/>	 <input checked="" type="checkbox"/>
--	--

NEAR AND FAR

Example 1

Far



Near



NEAR AND FAR


Example 2



Far



Near



Activity 1

NEAR AND FAR

➔ Observe the boy and write Near or Far in correct box.



Far

The boy is far from the house..



Near

The boy is near the dog.



Far

The boy is far from the car.



Near

The boy is near the camel.



Far

The boy is far from the cow.

Activity 2

NEAR AND FAR

➔ Observe and circle the children those are near the tree and cross those are far from the tree..



CW

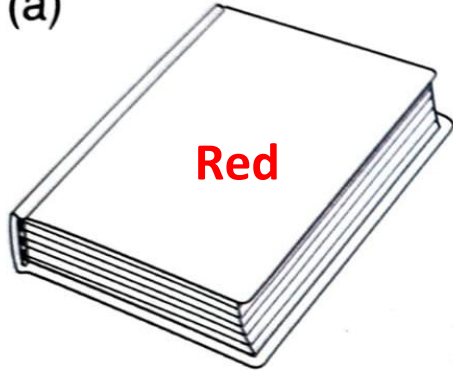
DATE

Today's class work (in book)

Exercise


Colour the thick object **red** and thin object **green** in each group.

(a)



Thick

.....



Thin

.....

(b)



green

Thin

.....



Red

Thick


.....

Today's class work (in book)

Exercise

1. Circle the following :

(a) The animal farthest to the rat.



(b) The vehicle nearest to the tree.



Today's class work (in book)

2. Give the correct answer.



Pole 1



Pole 2



Pole 3



Pole 4

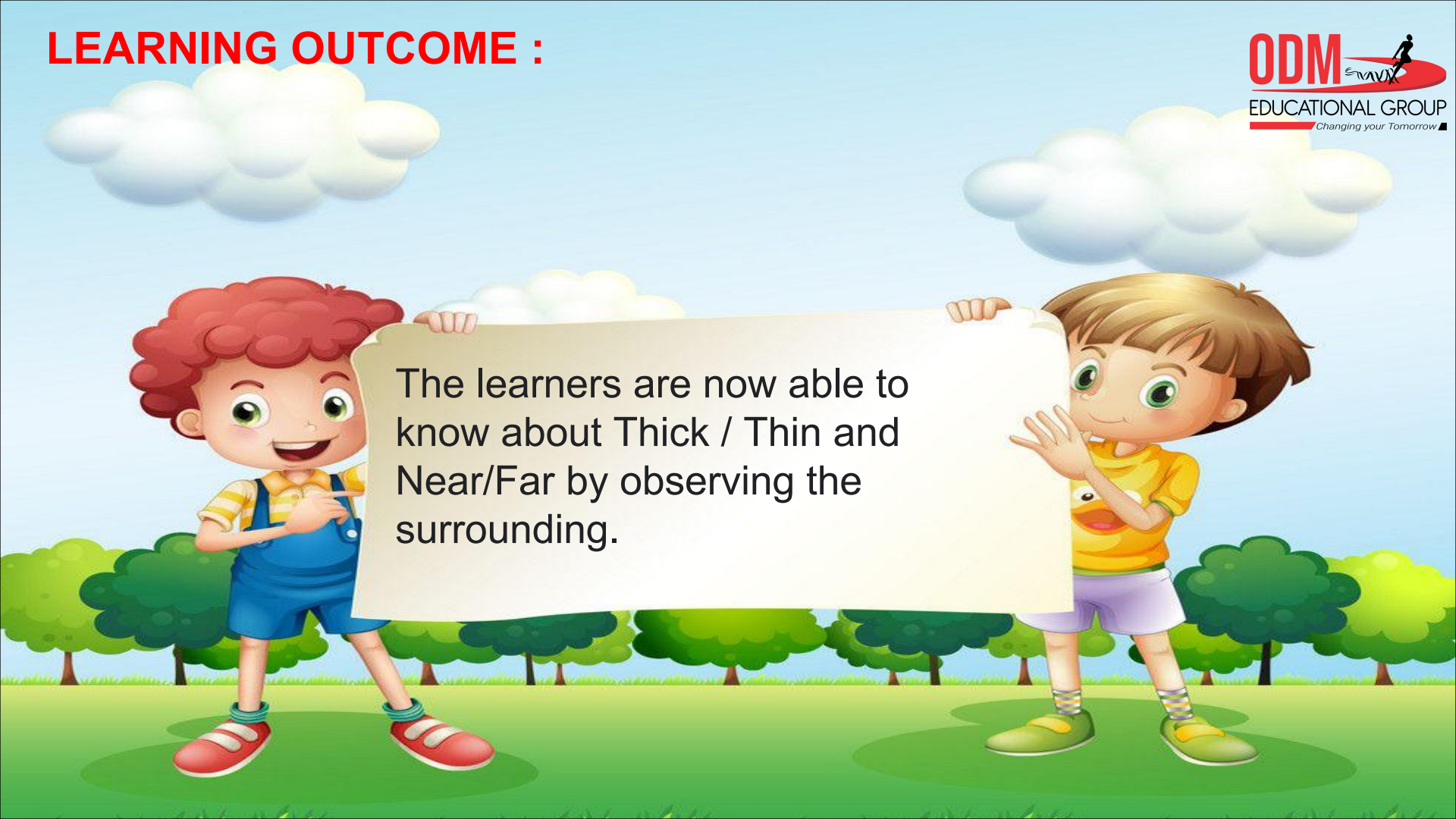
- (a) Which pole is nearest to the boy ? **Pole 1**
- (b) Which pole is farthest to the boy ? **Pole 4**
- (c) Which pole is farther than pole 2 ? **Pole 3**
- (d) Which pole is farthest to pole 1 ? **Pole 4**
- (e) Which pole is nearest to pole 4 ? **Pole 3**
- (f) Which pole is nearest to pole 1 ? **Pole 2**

SUB

HOME ASSIGNMENT

Mathematics

LEARNING OUTCOME :



The learners are now able to know about Thick / Thin and Near/Far by observing the surrounding.

THANKING YOU
ODM EDUCATIONAL GROUP