

SESSION : 3

CLASS : 3

SUBJECT : MATHEMATICS

CHAPTER NUMBER: 11

CHAPTER NAME : PATTERNS

SUBTOPIC : LETTER PATTERNS, SHAPE PATTERNS

CHANGING YOUR TOMORROW

LEARNING OBJECTIVE :

Children will

- * Have ideas of different letter and shape pattern.**
- * Understand the presence of patterns in day-to-day life.**
- * Understand and construct simple patterns.**

PATTERNS

LETTER PATTERNS, SHAPE PATTERNS

LETS RECAPITULATE

Look at this series and find the next:

1. 7, 10, 8, 11, 9, 12, 10

A. 10

B. 11

C. 12

D. 13

2. 36, 34, 30, 28, 24, 22

A. 20

B. 22

C. 23

D. 26

PATTERNS

LETTER PATTERNS, SHAPE PATTERNS

3. 22, 21, 23, 22, 24, 23, 25

A. 22

B. 23

C. 24

D. 25

4. 30, 40, 50, 60, 70, 80

A. 100

B. 80

C. 60

D. 40

5. 33, 30, 27, 24, 21, 18

A. 12

B. 15

C. 18

D. 21

PATTERNS

LETTER PATTERNS, SHAPE PATTERNS

LETTER PATTERNS

Letter pattern is a pattern or sequence in a series of letters or English alphabets. This pattern generally establishes a common relationship between all the letters.

Example: A, D, G, J, M, P.

SHAPE PATTERNS

Shape patterns occur when a group of shapes are repeated over and over again. These patterns follow a certain sequence, or order, of shapes that is then repeated at least two times. The shapes can be simple shapes like circles or squares, or other objects such as arrows, flowers, moons, and stars.

Example:



PATTERNS

LETTER PATTERNS, SHAPE PATTERNS

RULES OF PATTERNS

- 1) The fixed order in which a growing pattern increases is called its rule.**
- 2) A pattern in math is a repeating sequence based on a rule.**
- 3) To find the rule of a pattern, observe how the pattern increases as it moves from one sequence to the next.**

PATTERNS

LETTER PATTERNS, SHAPE PATTERNS

KEY WORDS TO REMEMBER



PATTERN



RULE



REPEAT



NUMBER



LETTER



SHAPE

PATTERNS

LETTER PATTERNS, SHAPE PATTERNS

VIDEO

PATTERNS

LETTER PATTERNS, SHAPE PATTERNS

**Exercise-11 Q. No C and D
book page 138
in the notebook**




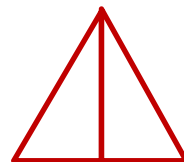

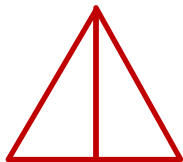

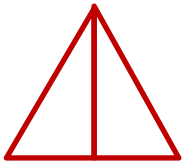
PATTERNS

LETTER PATTERNS, SHAPE PATTERNS

4.



5.



PATTERNS

LETTER PATTERNS, SHAPE PATTERNS

D. Write the first 4 terms of each pattern following the given rule.

1. Start at 20, add 2 each time 20 , 22 , 24 , 26

2. Start at 25, add 5 each time 25 , 30 , 35 , 40

3. Start at 100, add 10 each time 100 , 110 , 120 , 130

4. Start at 200, add 100 each time 200 , 300 , 400 , 500

5. Start at 100, add 50 each time 100 , 150 , 200 , 250

PATTERNS

LETTER PATTERNS, SHAPE PATTERNS

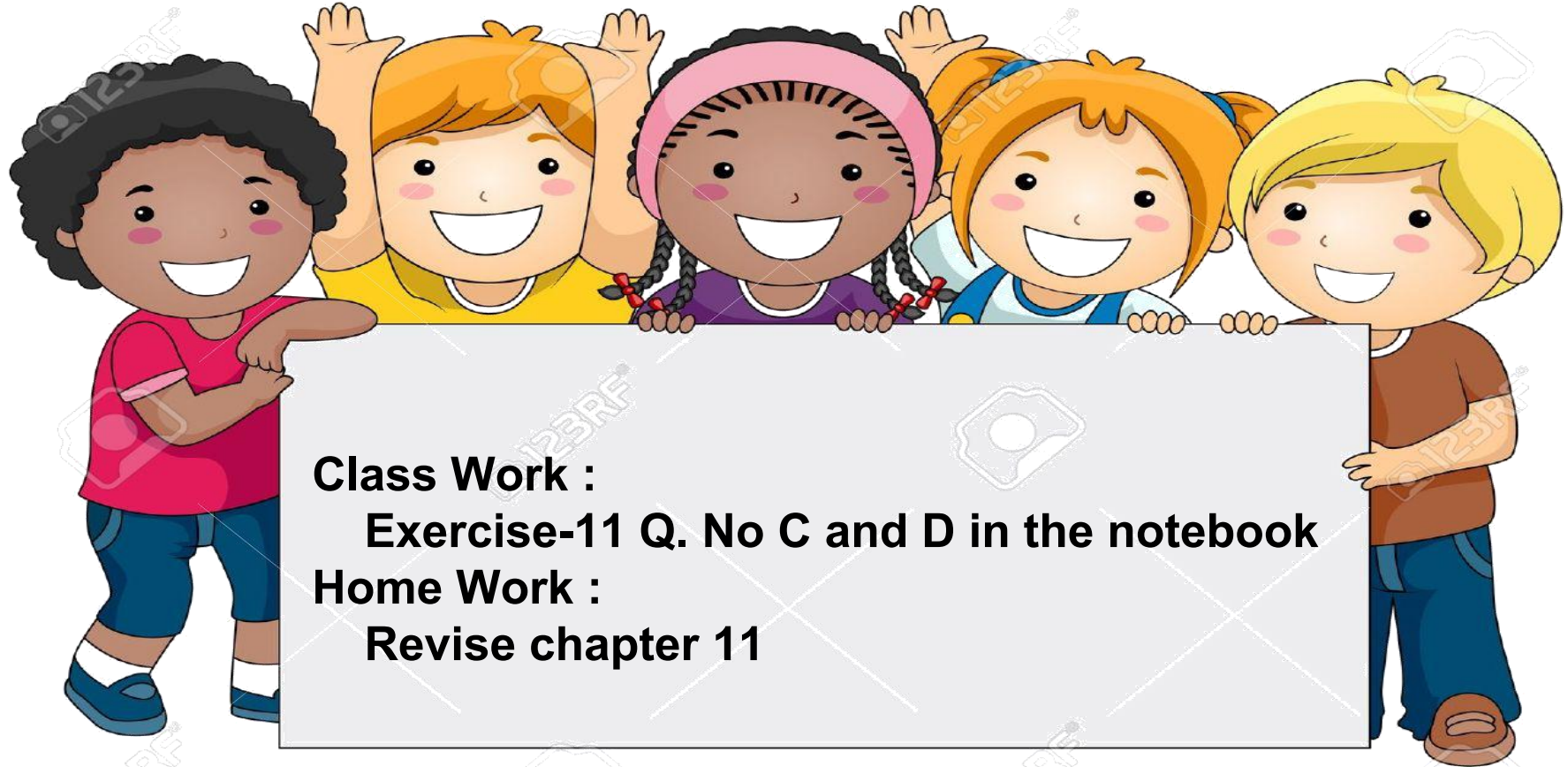
ITS ACTIVITY TIME

Choose the next :



PATTERNS

LETTER PATTERNS, SHAPE PATTERNS



LEARNING OUTCOME:

Children will be able to have ideas of different letter and shape pattern. Understand the presence of patterns in day-to-day life and construct simple patterns.

THANKING YOU
ODM EDUCATIONAL GROUP