

SESSION : 11
CLASS : IV
SUBJECT : MATHEMATICS
CHAPTER NUMBER : 17
CHAPTER NAME : DATA HANDLING
SUBTOPIC : PICTOGRAPH AND TALLY MARKS,
EX-17 A

CHANGING YOUR TOMORROW






LEARNING OBJECTIVE






- Enable the students to understand more about the tally marks and pictograph.

DATA HANDLING

Exercise : 17(A)

1. The table below represents the favourite fast foods of children. Read carefully and answer the questions given below.

Pizza	
Burger	
Sandwich	
Noodles	
Pasta	

One  represents 10 Trees	
Name	Number of Trees
Apple	
Peach	
Guava	
Pear	

Exercise : 17(A)

- Which food is the most popular among the students?
- Which is the least popular food among the students?
- How many children are represented in the table altogether?
- Number of children who like noodles is
- How many children like pizza and burger?
- How many children like sandwich and pasta?
- Number of children who like noodles and pizza is

Ans. Burger

Ans. Pasta

Ans. 25

Ans. 6

Ans. 13

Ans. 6

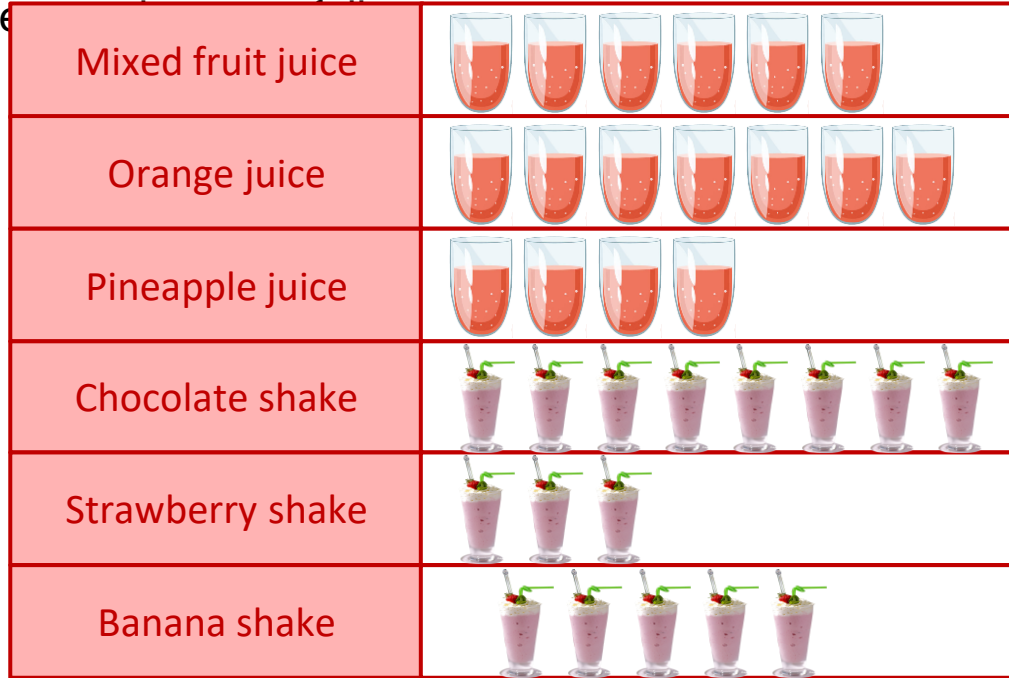
Ans. 11






DATA HANDLING

Exercise : 17(A)

2. The following pictograph shows the weekly sale of shakes and juices at a juice corner.

Read and answer the



One  represents 10 Trees	
Name	Number of Trees
Apple	
Peach	
Guava	
Pear	

[Each glass represents 20 glasses of juice and shakes.]

Exercise : 17(A)

a. What is the weekly sale of shakes at the juice corner?

Ans. 320

b. Which juice or shake is the most popular?

Ans. Chocolate
shake

c. What is the total sale of mixed fruit juice and orange juice together?

Ans. 260

d. What juice or shake is the least popular?

Ans. Strawberry shake

e. How many glasses of banana shake are sold in a week?

Ans. 100

f. What number of glasses of strawberry shake are sold in a week?

Ans. 60

g. How many glasses of chocolate shakes and pineapple juice are sold?

Ans. 240





h. What is the sale of pineapple juice.






Ans. 80

DATA HANDLING

Exercise : 17(A)

3. The pictograph below shows the musical instruments which students play in a music school. Answer the following questions after observing the pictograph carefully.

Guitar	
Piano	
Flute	
Tabla	
Harmonium	

One  represents 10 Trees	
Name	Number of Trees
Apple	
Peach	
Guava	
Pear	

Scale :  = 500 children;  = 250 children

Exercise : 17(A)

a. How many students are there in the music school?

Ans. 8250

b. How many children like to play guitar?

Ans. 2750

c. What is the number of students who love to play harmonium?

Ans. 1500

d. Which instrument is the most popular?

Ans. Guitar

e. Which instrument is the least popular?

Ans. Flute

f. How many children like to play flute and tabla?

Ans. 2000

g. What is the number of children who love to play piano and harmonium?

Ans. 3500






h. How many children love to play guitar and flute?

Ans. 3500






DATA HANDLING

Exercise : 17(A)

4. The table below shows the games the games which are played in a school.
Answer the following questions after observing the pictograph carefully.

Cricket	
Carrom	
Chess	
Badminton	
Basket ball	

Each  represents 50 students.

One  represents 10 Trees	
Name	Number of Trees
Apple	
Peach	
Guava	
Pear	

Exercise : 17(A)

a. How many students love to play a game?

Ans. 800

b. How many students love to play chess?

Ans. 50

c. Which game is the most popular among children?

Ans. Cricket

d. Which game is the least popular among children?

Ans. Chess

e. How many students play carrom and chess?

Ans. 150

f. How many students love to play badminton?

Ans. 200

g. How many students love to play basketball and badminton?

Ans. 350

h. How many children play cricket?

Ans. 300

HOME ASSIGNMENT:

- **Complete Exercise – 17 A in your book.**

LEARNING OUTCOME:

Students are able to understand more about the tally marks and pictograph.

THANKING YOU
ODM EDUCATIONAL GROUP