

**CLASS : 2**  
**SESSION NO : 15**  
**SUBJECT : MATHEMATICS**  
**TOPIC: CH-8 GEOMETRY**  
**SUB TOPIC: MULTIPLICATION TABLES 12 AND 13, DOUBT CLEARING**  
**AND CLASS TEST .**

---

**CHANGING YOUR TOMORROW**

---

Website: [www.odmegroup.org](http://www.odmegroup.org)  
Email: [info@odmps.org](mailto:info@odmps.org)

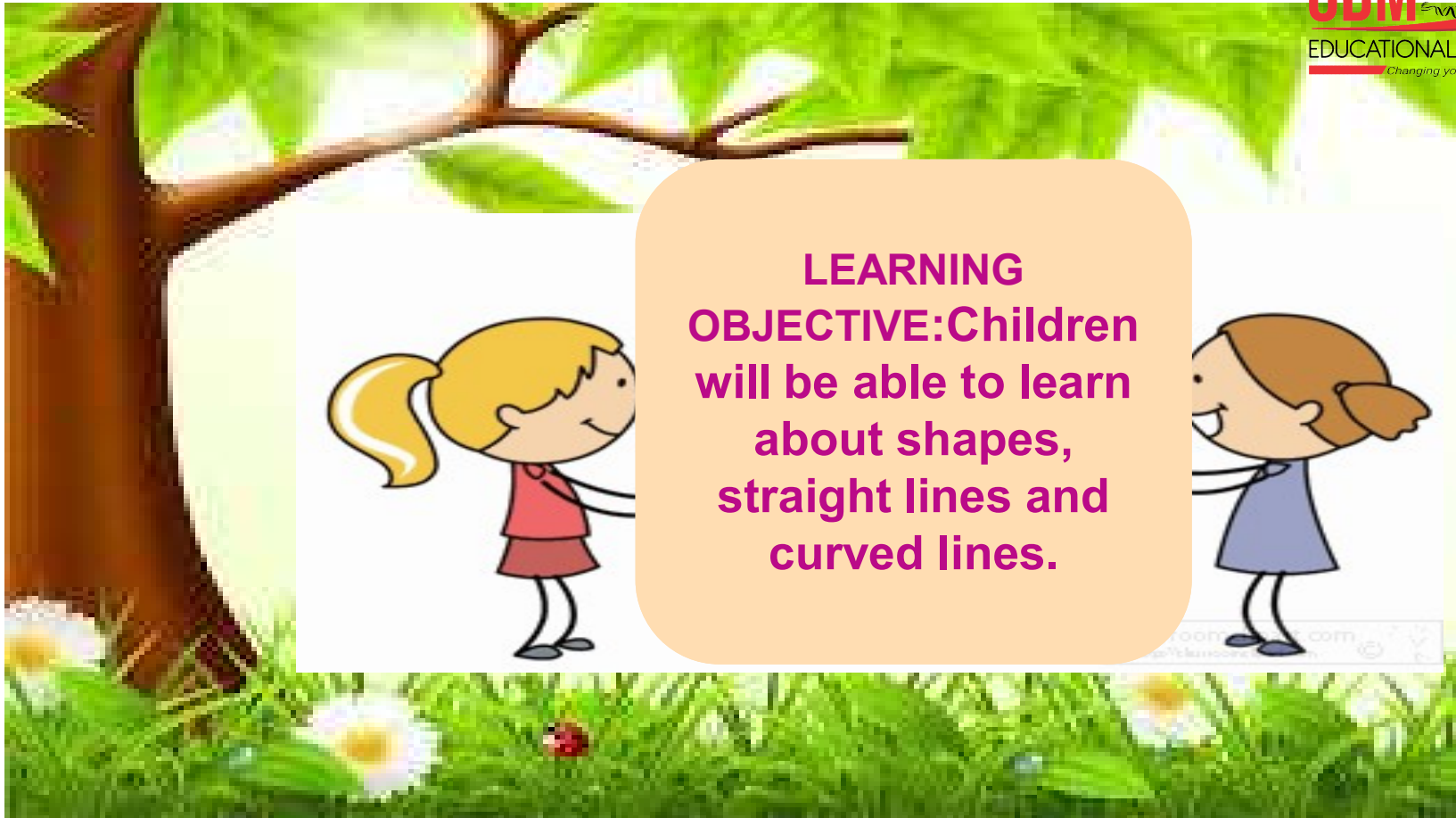
Toll Free: **1800 120 2316**  
Sishu Vihar, Infocity Road, Patia, Bhubaneswar- 751024





**TODAY'S TOPIC**

**MULTIPLICATION TABLES 12 AND  
13, DOUBT CLEARING AND CLASS  
TEST.**



## Hands on activity



### Activity -1



### JUMP INTO SKIP-COUNTING HOPSCOTCH

- MATERIALS REQUIRED :- An open area to draw a grid and a chalk.
- PROCEDURE :-
- Kids love to play hopscotch , hopscotch is such a fun way to work on this skills.
- Draw a grid on the floor, from number 1 to 20.
- He/she has to jump by counting in 2's, 3's and 5's.
- While counting in 2's ,he/she has to stand on two legs at 2,4,6,8..... on the rest numbers he/she has to stand on one leg.
- If he/she fails to do it correctly, he/she will be out of the game.
- The game will be continued by counting in 3's and 5's in the same manner.

## Hands on activity



## Activity -2

### Rock and roll the ball to get the subtraction goal

- **MATERIAL REQUIRED** :- Chart paper,pencil,Paper cups or bowling pins,ball.
- **PROCEDURE**:-
- Set up 10 recycle paper cups or containers or bowling pins.
- He/she rolls a ball and knocks down some containers.
- Create a subtraction sentence for that on a chart paper.
- For example:-  $10-6 = 4$ ,  $8-5 = 3$ .
- Repeat the game with other numbers.





## Activity -3

activity

Hands on  
activity

# Count your dots to learn multiplication

- MATERIALS REQUIRED:-Playing cards, chart paper and sketch pens.

- PROCEDURE:-

- This card game helps the child to make the connections.
- He/she will take two chart papers, and write player 1 in one paper and player 2 in another paper.
- He/she will flip two cards one by one for each player.
- Now he/she will draw a grid using both the numbers on the card which he/she flipped for both player 1 and 2 and make dots where the lines join.
- Then they will count the dots and the person with the most dots wins.
- The person who loses keeps all the cards.



## Hands on activity

### ACTIVITY-4

### Craft division fact flowers

- MATERIAL REQUIRED:- Chart paper ,pencil ,crayons, scissor , glue.

- PROCEDURE:-

- Take a chart paper, draw two big flowers.
- Colour it with help of crayons and cut it .
- Paste the centre of one flower on another flower.
- Don't paste the petals of flowers together, only the centre circular part we have to paste it together.
- Take any division fact and write on it and write down answer on hidden petals.





Hands on  
activity



## ACTIVITY-5

### Story time with Geometrical shapes

- **MATERIALS REQUIRED**:-A-4 size paper,some colour papers,scissors, glue.
- **PROCEDURE**:-
- Use some colour papers and draw different shapes viz circle,triangle,square,rectangle and so on.
- Cut it according to shapes with help of scissor.
- Take an A4 size paper and make a collage using this geometrical shapes and create a small story of your own and present in front of your class.



## Hands on activity




## Let's have a story



- It's a snowy day, Anna wants to play outside and have fun in snow, but Anna's mother is not allowing her to play outside. She was upset for that reason ,after sometimes mom said, "Anna, now snowfall has stopped you can go out and enjoy". She is super excited to go out and make her favorite Snowman.



# Geometry



## TABLE OF 12

$12 \times 1 = 12$

$12 \times 2 = 24$

$12 \times 3 = 36$

$12 \times 4 = 48$

$12 \times 5 = 60$

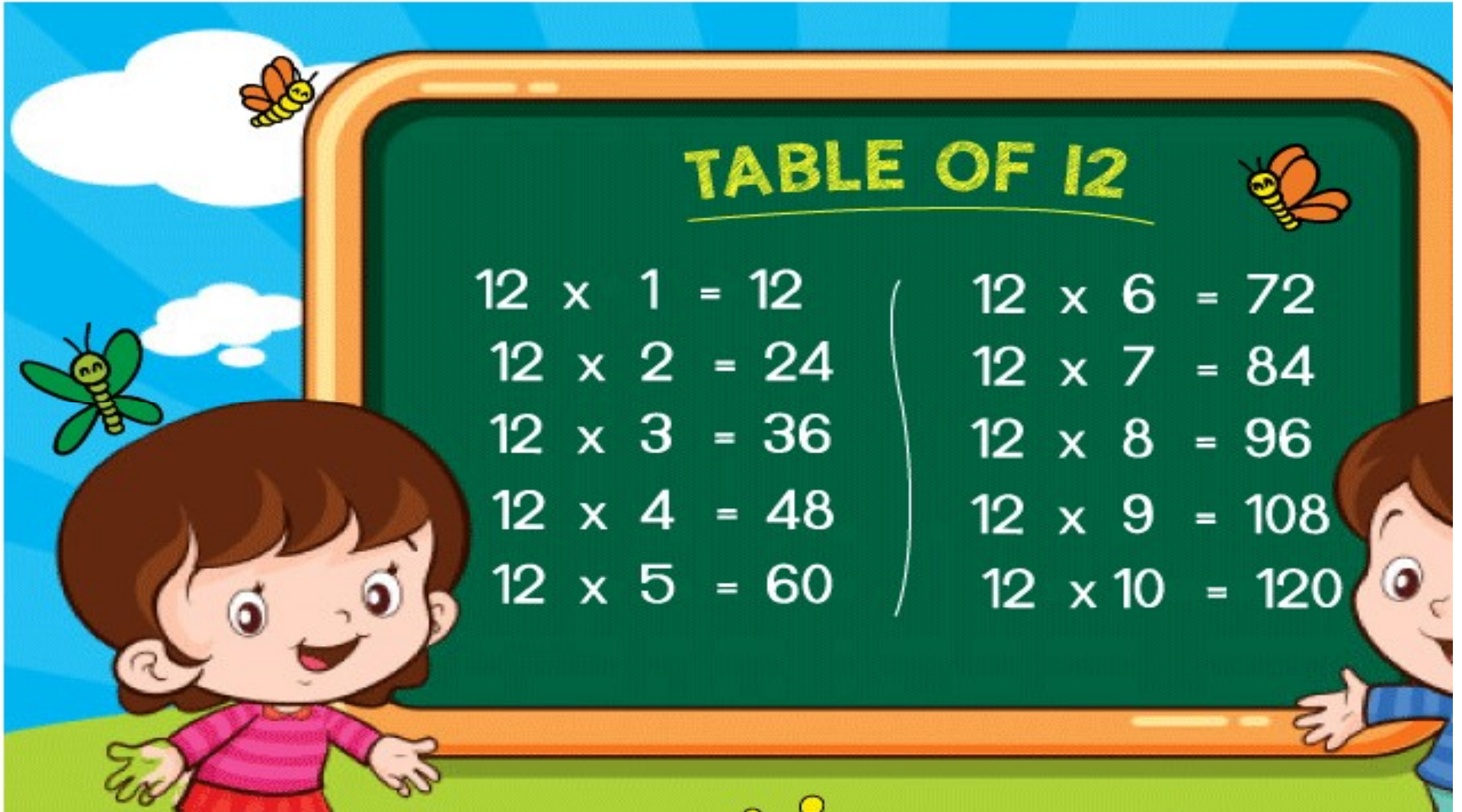
$12 \times 6 = 72$

$12 \times 7 = 84$

$12 \times 8 = 96$

$12 \times 9 = 108$

$12 \times 10 = 120$



# Table of 13



$13 \times 1 = 13$

$13 \times 2 = 26$

$13 \times 3 = 39$

$13 \times 4 = 52$

$13 \times 5 = 65$

$13 \times 6 = 78$

$13 \times 7 = 91$

$13 \times 8 = 104$

$13 \times 9 = 117$

$13 \times 10 = 130$

# Doubt clearing and class test

Full marks -15

Q1.Fill in the blanks.

$$1 \times 3 = 3$$

- a.Vertex is the point at which its two sides meet.
- b.A rhombus has 4 vertices.
- c.Shapes that have length,width and height are called 3-D shapes.

Q2.Write TRUE for correct answer and FALSE for wrong answer .


- a. A square has 4 equal sides. **TRUE**
- b.A cone has 2 curved faces. **FALSE**
- c.We can draw a straight line by using a ruler. **TRUE**

$$1 \times 3 = 3$$

Q3. Do as directed.

$$2 \times 4 = 8$$

a. Identify the shapes.



Triangle



Sphere

b. Count and write the correct answer



12 edges




1 flat face.



**c. Write the name of related shapes.**

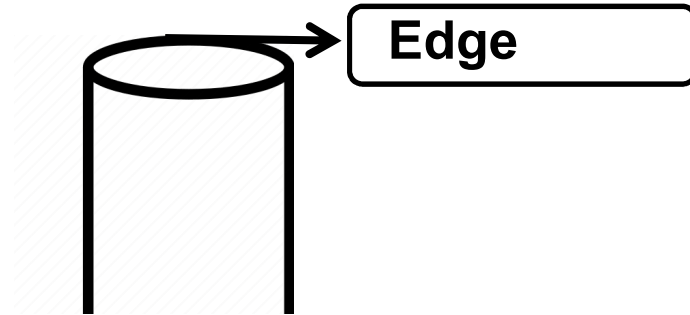
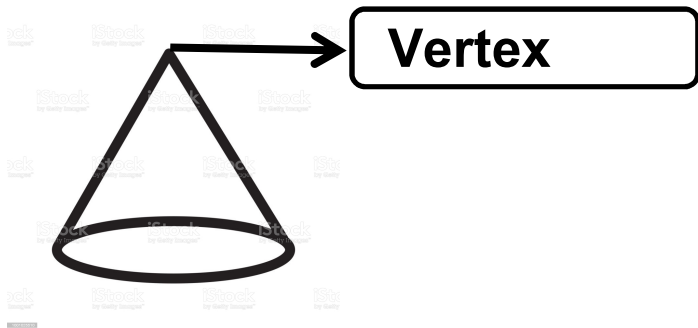


**Hexagon**



**Cube**

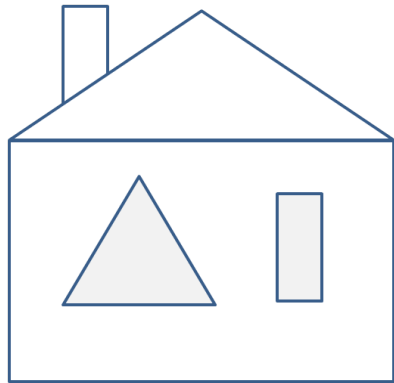
**d. Write the correct name.**



**Q4. Find out the correct answer.**

$2 \times 3 = 6$

i.



Slanting lines = 4

Horizontal lines = 6

vertical lines = 6

ii.

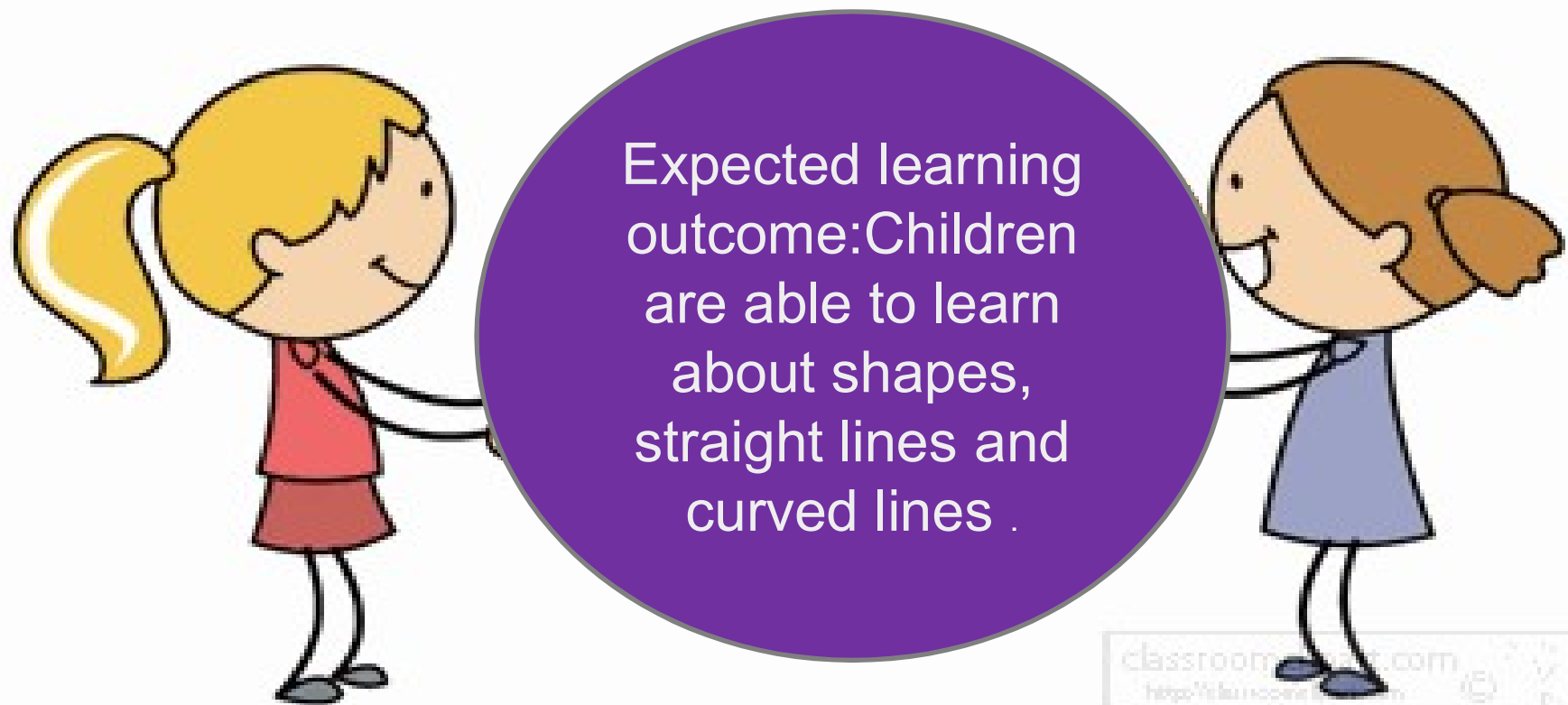


SQUARE = 5

TRIANGLE = 3

RECTANGLE = 1

# Home assignment-----



**THANKING YOU**  
**ODM EDUCATIONAL GROUP**