



CLASS : 2
SESSION NO : 16
SUBJECT : MATHEMATICS
TOPIC: CH-9 MEASUREMENT
SUB TOPIC:MEASUREMENT OF LENGTH(USING NON-STANDARD UNITS) .

CHANGING YOUR TOMORROW

Website: www.odmegroup.org
Email: info@odmps.org

Toll Free: **1800 120 2316**
Sishu Vihar, Infocity Road, Patia, Bhubaneswar- 751024



TODAY'S TOPIC

USING NON-STANDARD UNITS.



**LEARNING
OBJECTIVE: Children
will be able to learn
measuring by using
non-standard units
and arbitrary units.**

Hands on activity



Activity -1

JUMP INTO SKIP-COUNTING HOPSCOTCH

- MATERIALS REQUIRED :- An open area to draw a grid and a chalk.
- PROCEDURE :-
- Kids love to play hopscotch , hopscotch is such a fun way to work on this skills.
- Draw a grid on the floor, from number 1 to 20.
- He/she has to jump by counting in 2's, 3's and 5's.
- While counting in 2's ,he/she has to stand on two legs at 2,4,6,8..... on the rest numbers he/she has to stand on one leg.
- If he/she fails to do it correctly, he/she will be out of the game.
- The game will be continued by counting in 3's and 5's in the same manner.

Hands on activity



Activity -2

Rock and roll the ball to get the subtraction goal

- **MATERIAL REQUIRED** :- Chart paper, pencil, Paper cups or bowling pins, ball.
- **PROCEDURE**:-
- Set up 10 recycle paper cups or containers or bowling pins.
- He/she rolls a ball and knocks down some containers.
- Create a subtraction sentence for that on a chart paper.
- For example:- $10-6 = 4$, $8-5 = 3$.
- Repeat the game with other numbers.





Activity -3

activity

Hands on
activity

Count your dots to learn multiplication

- MATERIALS REQUIRED:-Playing cards, chart paper and sketch pens.
- PROCEDURE:-
- This card game helps the child to make the connections.
- He/she will take two chart papers, and write player 1 in one paper and player 2 in another paper.
- He/she will flip two cards one by one for each player.
- Now he/she will draw a grid using both the numbers on the card which he/she flipped for both player 1 and 2 and make dots where the lines join.
- Then they compare the number of dots and the person with the most dots wins. The person with the most dots keeps all the cards.



Hands on activity

ACTIVITY-4

Craft division fact flowers

- MATERIAL REQUIRED:- Chart paper ,pencil ,crayons, scissor , glue.

- PROCEDURE:-

- Take a chart paper, draw two big flowers.
- Colour it with help of crayons and cut it .
- Paste the centre of one flower on another flower.
- Don't paste the petals of flowers together, only the centre circular part we have to paste it together.
- Take any division fact and write on it and write down answer on hidden petals.



Hands on
activity



ACTIVITY-5

Story time with Geometrical shapes

- **MATERIALS REQUIRED**:-A-4 size paper,some colour papers,scissors, glue.
- **PROCEDURE**:-
- Use some colour papers and draw different shapes viz circle,triangle,square,rectangle and so on.
- Cut it according to shapes with help of scissor.
- Take an A4 size paper and make a collage using this geometrical shapes and create a small story of your own and present in front of your class.



Hands on activity



Let's have a story



- It's a snowy day, Anna wants to play outside and have fun in snow, but Anna's mother is not allowing her to play outside. She was upset for that reason ,after sometimes mom said, "Anna, now snowfall has stopped you can go out and enjoy". She is super excited to go out and make her favorite Snowman.



let's have a recap

<https://wordwall.net/resource/26152190>

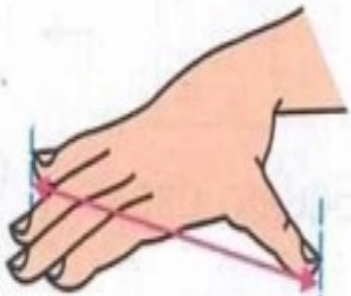


MATH VIDEOS THAT TEACH MEASUREMENT

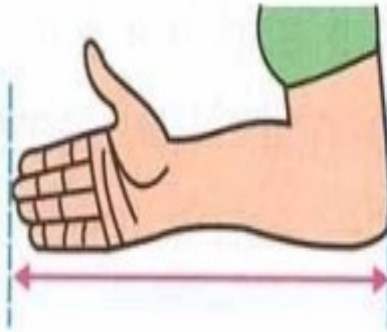


Today's topic


<https://youtu.be/HDfvHe7n8nY>



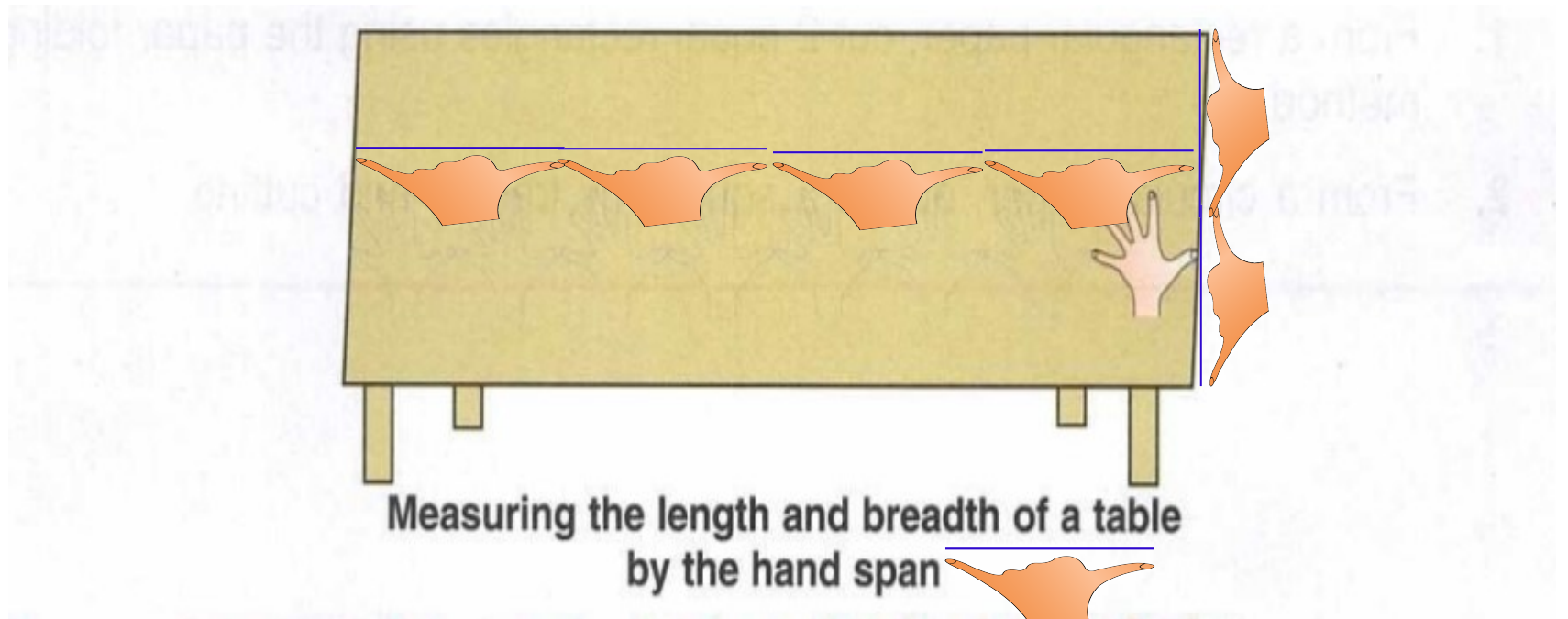
A hand span



A cubit



step

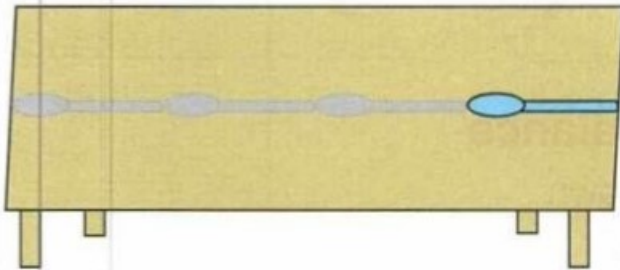


Measuring the length and breadth of a table
by the hand span



Measuring the length of a baseball bat using a pencil

If two persons use the same unit to measure the length of a same object, then they will get same results. But if they use two different objects with different lengths to measure the same object, then they will get different results.

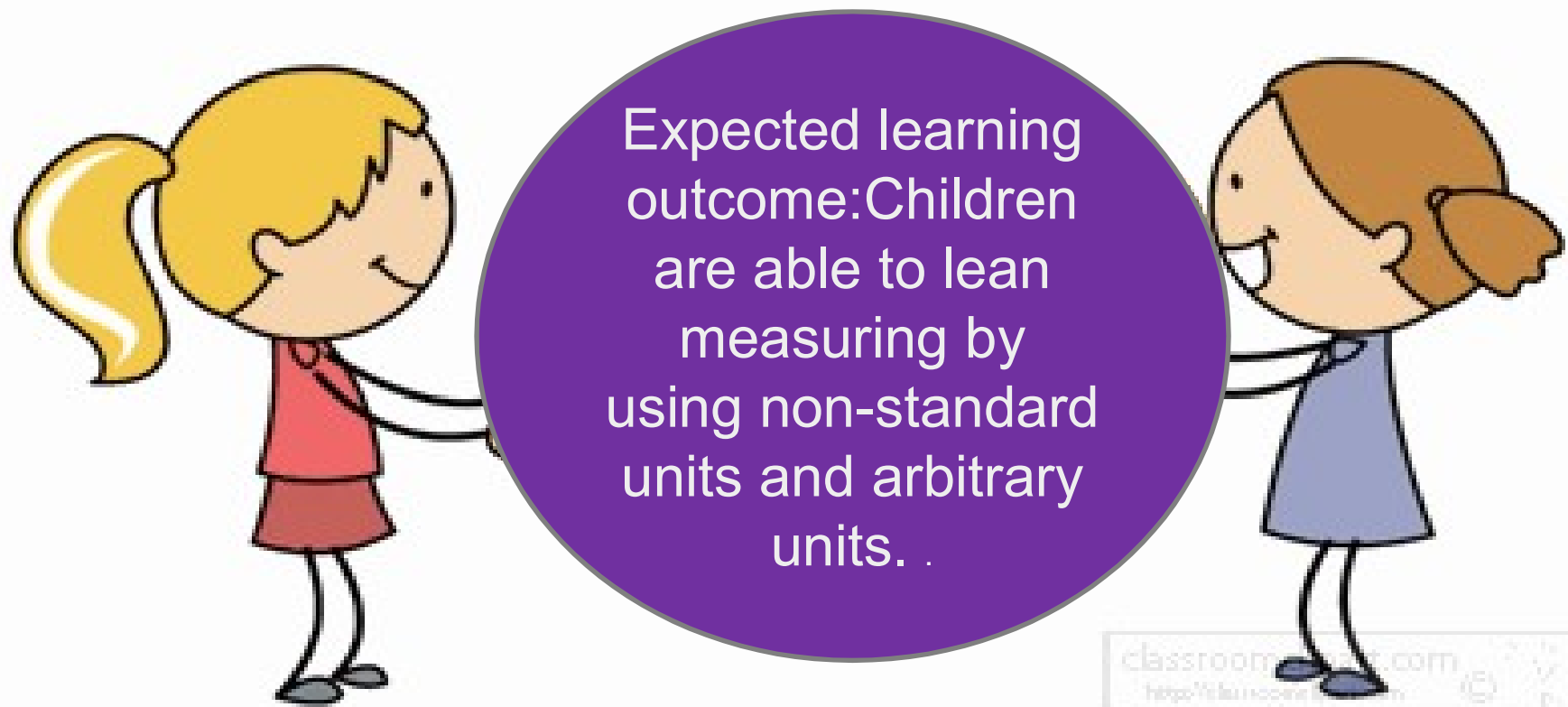


Length of this table is equal to 4 serving spoons.



Length of this pencil is equal to 8 paper clips.

Home assignment-----



THANKING YOU
ODM EDUCATIONAL GROUP