



**CLASS : 2**  
**SESSION NO :18**  
**SUBJECT : MATHEMATICS**  
**TOPIC: CH-7 DIVISION**  
**SUB TOPIC:REVISION WORK 1**

---

**CHANGING YOUR TOMORROW**

---

Website: [www.odmegroup.org](http://www.odmegroup.org)  
Email: [info@odmps.org](mailto:info@odmps.org)

Toll Free: **1800 120 2316**  
Sishu Vihar, Infocity Road, Patia, Bhubaneswar- 751024



**TODAY'S TOPIC**

**CH 7 DIVISION  
REVISION 1**

## Hands on activity



### Activity -1

## JUMP INTO SKIP-COUNTING HOPSCOTCH

- MATERIALS REQUIRED :- An open area to draw a grid and a chalk.
- PROCEDURE :-
- Kids love to play hopscotch , hopscotch is such a fun way to work on this skills.
- Draw a grid on the floor, from number 1 to 20.
- He/she has to jump by counting in 2's, 3's and 5's.
- While counting in 2's ,he/she has to stand on two legs at 2,4,6,8..... on the rest numbers he/she has to stand on one leg.
- If he/she fails to do it correctly, he/she will be out of the game.
- The game will be continued by counting in 3's and 5's in the same manner.

## Hands on activity



## Activity -2



### Rock and roll the ball to get the subtraction goal

- MATERIAL REQUIRED :- Chart paper, pencil, Paper cups or bowling pins, ball.
- PROCEDURE:-
- Set up 10 recycle paper cups or containers or bowling pins.
- He/she rolls a ball and knocks down some containers.
- Create a subtraction sentence for that on a chart paper.
- For example:-  $10-6 = 4$ ,  $8-5 = 3$ .
- Repeat the game with other numbers.



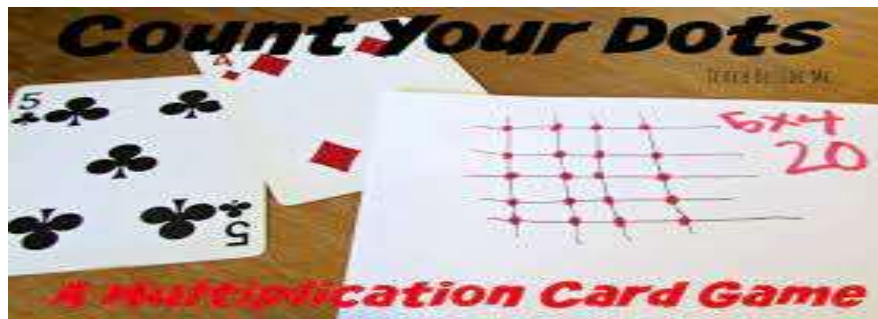


## Activity -3

Hands on  
activity

## Count your dots to learn multiplication

- MATERIALS REQUIRED:-Playing cards, chart paper and sketch pens.
- PROCEDURE:-
- This card game helps the child to make the connections.
- He/she will take two chart papers, and write player 1 in one paper and player 2 in another paper.
- He/she will flip two cards one by one for each player.
- Now he/she will draw a grid using both the numbers on the card which he/she flipped for both player 1 and 2 and make dots where the lines join.
- Then they have to count the dots , and the person with the most keeps all the cards.



Hands on  
activity

Activity  
Time!

## ACTIVITY-4

### Craft division fact flowers

- MATERIAL REQUIRED:- Chart paper ,pencil ,crayons, scissor , glue.

- PROCEDURE:-

- Take a chart paper, draw two big flowers.
- Colour it with help of crayons and cut it .
- Paste the centre of one flower on another flower.
- Don't paste the petals of flowers together, only the centre circular part we have to paste it together.
- Take any division fact and write on it and write down answer on hidden petals.



**Hands on  
activity**



## ACTIVITY-5

### Story time with Geometrical shapes

- **MATERIALS REQUIRED**:-A-4 size paper,some colour papers,scissors, glue.
- **PROCEDURE**:-
- Use some colour papers and draw different shapes viz circle,triangle,square,rectangle and so on.
- Cut it according to shapes with help of scissor.
- Take an A4 size paper and make a collage using this geometrical shapes and create a small story of your own and present in front of your class.





## Hands on activity



## Let's have a story



- It's a snowy day, Anna wants to play outside and have fun in snow, but Anna's mother is not allowing her to play outside. She was upset for that reason ,after sometimes mom said, "Anna, now snowfall has stopped you can go out and enjoy". She is super excited to go out and make her favorite Snowman.



## REVISION WORK 1

1. Choose the correct answer and fill in the blanks.

a. A number cannot be divided by 0.

i.5      ii.0      iii.2

b. When any number is divided by itself, the quotient is 1.

i.0      ii.1      iii.2

c.  $6 \div 6 =$  1.

i.1      ii.2      iii.0

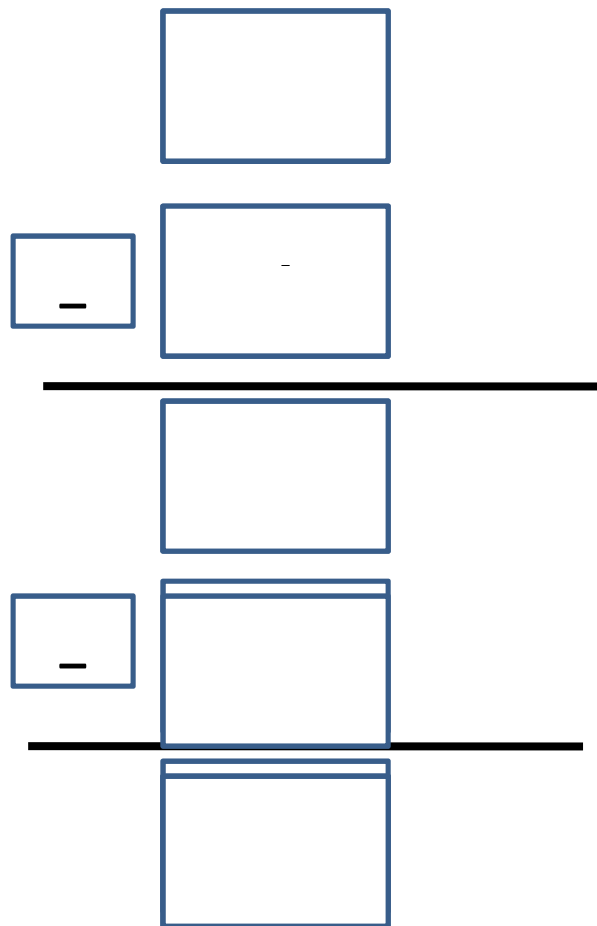
d.  $20 \div 5 = 4$ .

4  $\times 5 = 20$


i.3      ii.4      iii.5

2. Do as directed.

a. A basket has 12 flowers which are to be shared equally among 6 girls. How many flowers will each child get?

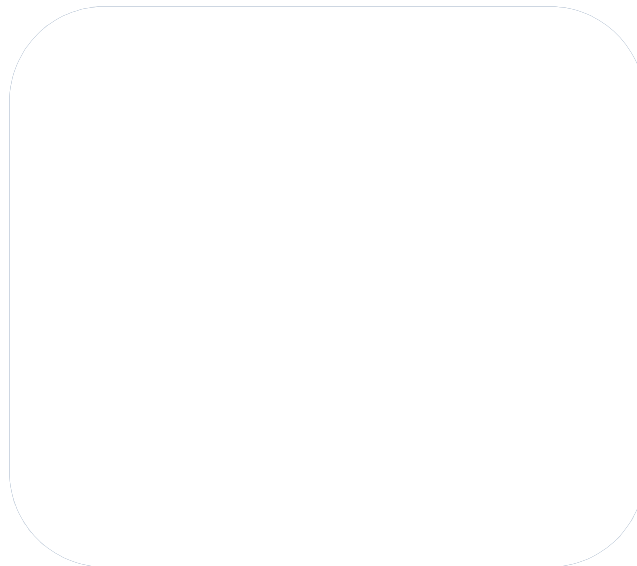


**b. Divide 10 by 5 using a number line.**



**c. Divide the following.**

$$69 \div 3 = \underline{23}$$



### 3.Solve the word problem .

**There are 84 toys in 2 rows.How many toys are there in each row?**

**Total number of toys= 84**

**Number of rows=2**

**So, there are 2 toys in each row.**



**Home assignment :-**

---

**THANKING YOU**  
**ODM EDUCATIONAL GROUP**