

SESSION : 1

CLASS : I

SUBJECT : MATHEMATICS

CHAPTER NUMBER:4


CHAPTER NAME :COMPARISON OF NUMBERS

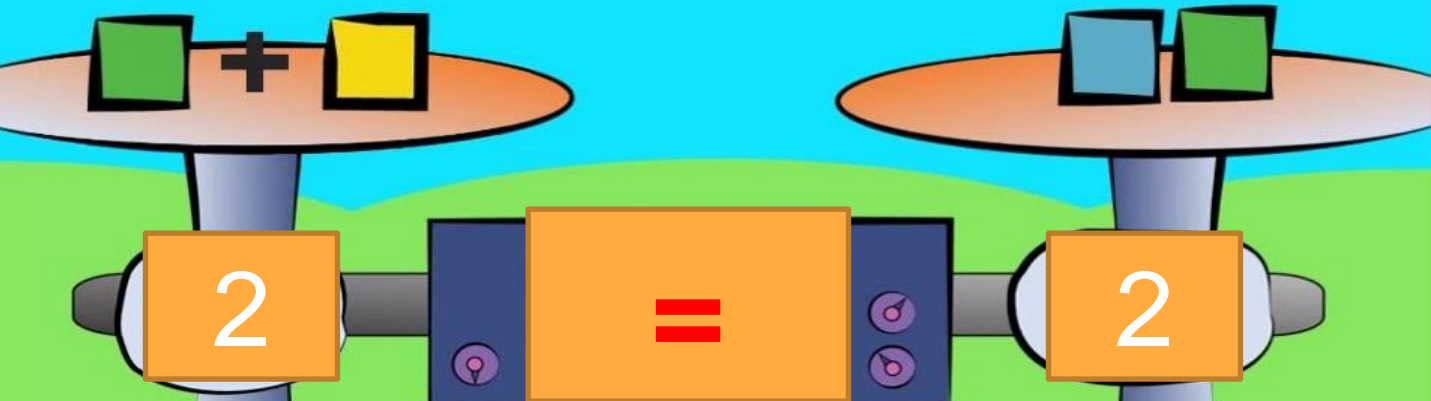
SUBTOPIC : 4.1 EQUAL AND UNEQUAL


CHANGING YOUR TOMORROW

LET'S LEARN ABOUT EQUAL AND UNEQUAL


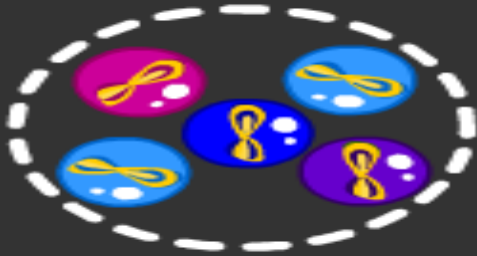
EQUAL


$$\text{Green Square} + \text{Yellow Square} = \text{Blue Square} + \text{Green Square}$$





Equal

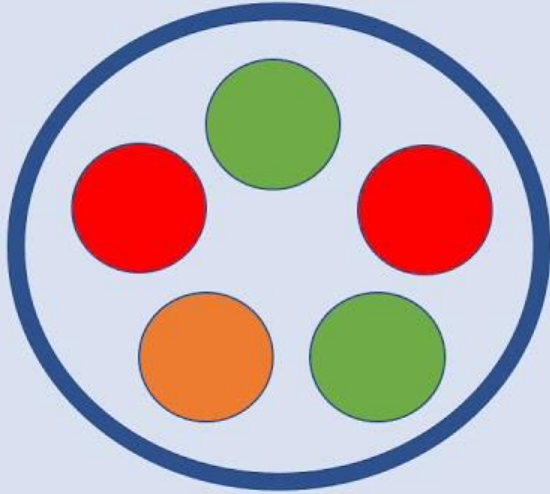



5

=

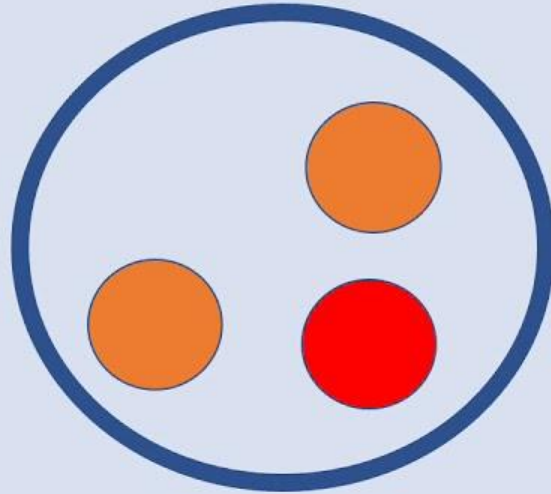
5

Unequal



5

\neq



3

Chutki collects equal apples



4



4

Tun tun Mausi sells laddoos

Mausi ki dukaan



9


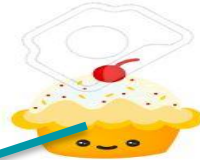

≠



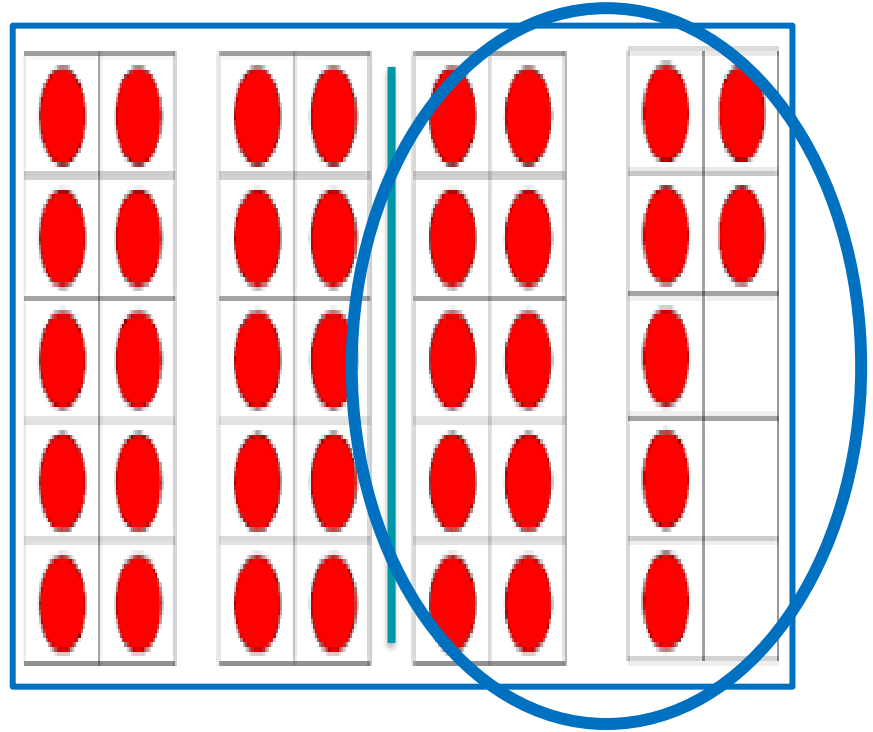

6

Counting Exercise

Join the groups which have the equal numbers of pictures



Circle the group which has unequal objects



Cw

Do in Note book

Exercise

Put the sign '=' or '≠'.

(a) $12 \neq 17$

(c) $57 \neq 51$

(e) $64 \neq 44$

(b) $33 = 33$

(d) $70 \neq 80$

(f) $92 = 92$

SUB	HOME ASSIGNMENT
Mathematics	Practice book page 21

LEARNING OUTCOME :

The learner learns the concept equal and unequal.

THANKING YOU
ODM EDUCATIONAL GROUP