

**SESSION : 2**

**CLASS : I**

**SUBJECT : MATHEMATICS**

**CHAPTER NUMBER: 1**

**CHAPTER NAME : MEASUREMENT**

**SUBTOPIC :LENGTH - BOOK PAGE 96**

---

**CHANGING YOUR TOMORROW**

---

# VIDEO ON LENGTH

## LENGTH

(high, higher, highest)

<https://youtu.be/J9jnyYzOucY>

<https://youtu.be/25NWsJvIY4c>

# Recap

# Tall, taller, tallest

Write A for tall, B for taller and C for tallest.

1.



C



B




A

2.



C



B



A

3.



C



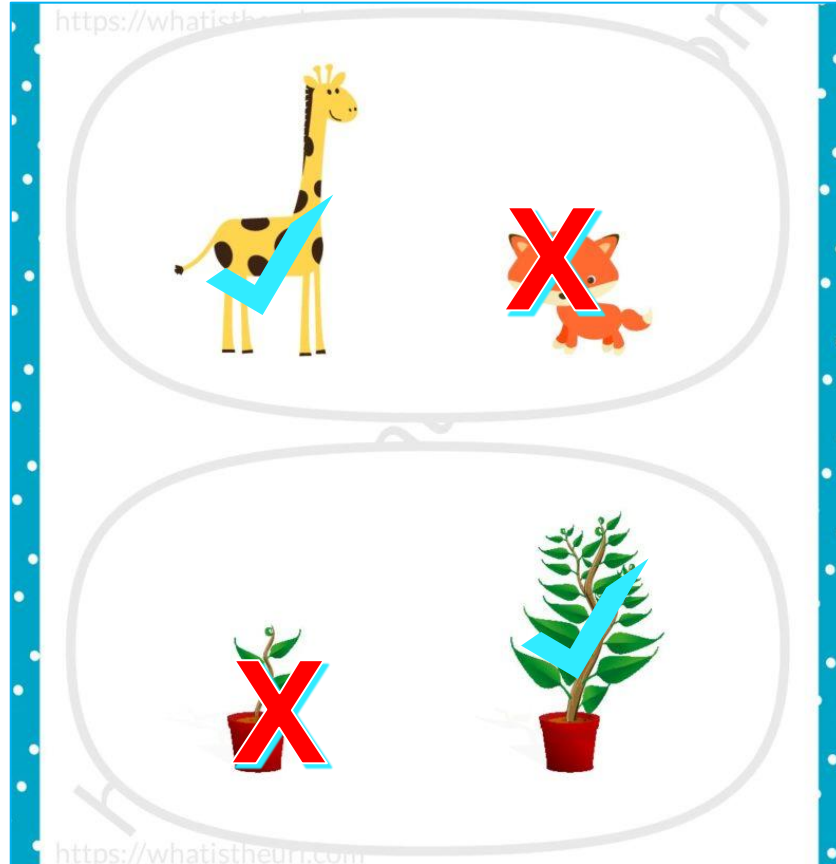
A



B

# Tall/Short

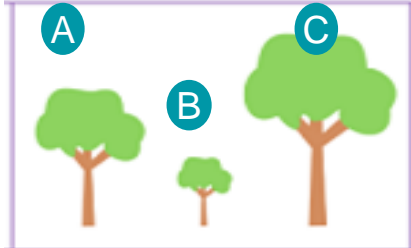
➔ Tick the tall and cross the short.



https://whatisthe...  
https://whatisthe...  
https://whatisthe...review

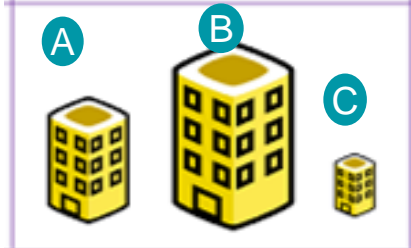
# High, Higher, Highest

➔ Answer the following.



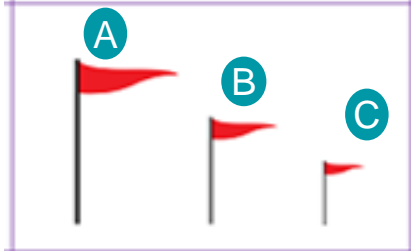
Q1. Which tree is higher than tree A?

Ans: Tree C.



Q2. Which building is the highest one?

Ans: Building B.



Q3. Which flag is the higher than flag C but lower than flag A?

Ans: Flag B.

# Cw/date

1. Give the correct answer.

- (a) Which tree is higher than B ?
- (b) Which tree is shorter than B ?
- (c) Which tree is the shortest ?
- (d) Which tree is the highest ?


2. Look at the image carefully and answer.

- (a) Which lollipop is the shortest ?
- (b) Which lollipop is longer than B ?
- (c) Which lollipop is longer than A and B ?
- (d) Lollipop B is shorter than which one ?

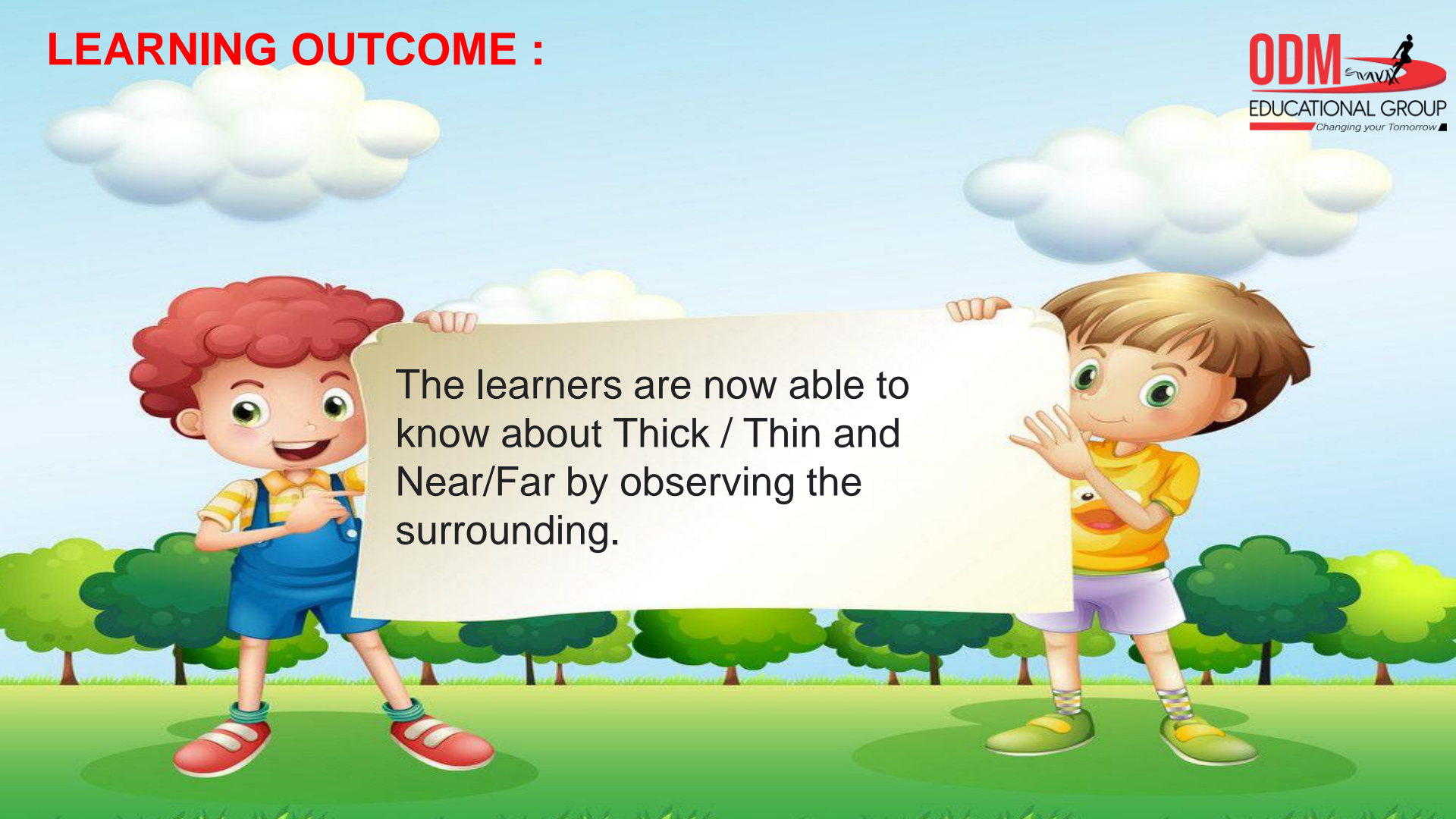

**SUB**

**HOME ASSIGNMENT**

**Mathematics**

---

# LEARNING OUTCOME :



The learners are now able to know about Thick / Thin and Near/Far by observing the surrounding.



**THANKING YOU**  
**ODM EDUCATIONAL GROUP**