

SESSION : 4

CLASS : I

SUBJECT : MATHEMATICS

CHAPTER NUMBER: 11

CHAPTER NAME : MEASUREMENT

SUBTOPIC :WEIGHT AND MEASURING CAPACITY

(Exercise –book page 103 and 104)

CHANGING YOUR TOMORROW

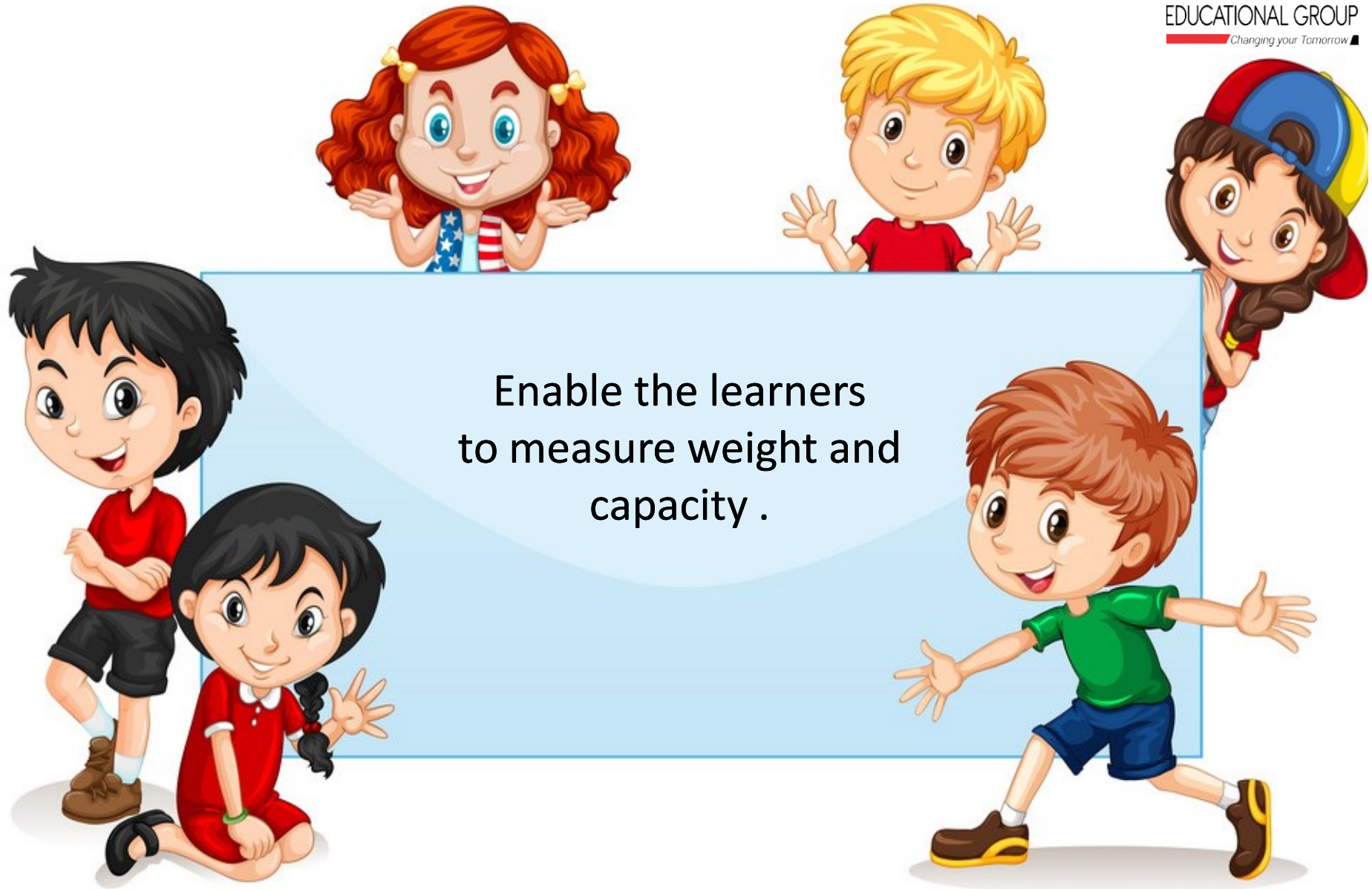
Website: www.odmegroup.org

Email: info@odmps.org

Toll Free: **1800 120 2316**

Sishu Vihar, Infocity Road, Patia, Bhubaneswar- 751024


LEARNING OBJECTIVE :



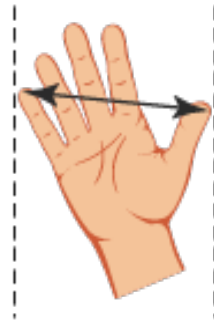
Slide 2

- 1 @Format for content and slide heading is missing? Just like you have mentioned in DOC., We need to specify, for each slide's heading and text content, what will be the font style +amanrouniyar@odmegroup.org
Assigned to you
-Swoyan Satyendu
, 17-06-2020

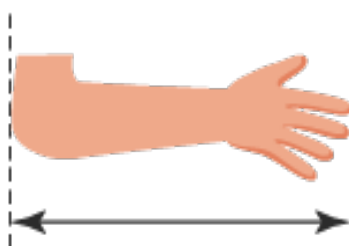
Recapitulation



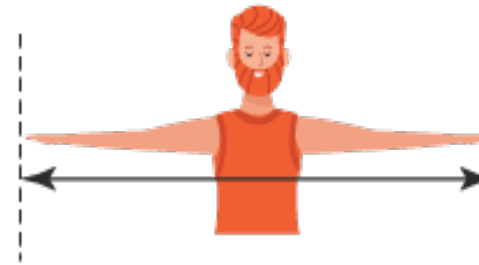
Measuring length by using body parts:



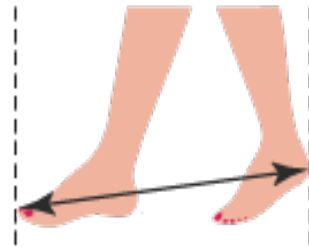
Handspan



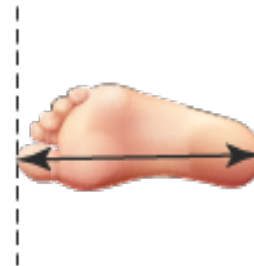
Cubit



Arm span



Pace



Foot span

Recapitulation



We can use different objects to measure length:





ACTIVITY TIME

Measure each object using blocks.



6 blocks



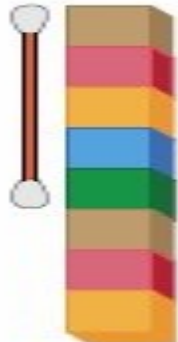
9 blocks



11 blocks



13 blocks



5 blocks



10 blocks



ACTIVITY TIME

Measure each object using paper clips:



 2 paper clips



 6 paper clips



 8 paper clips



 5 paper clips



 9 paper clips

TODAY'S TOPIC

WEIGHT AND MEASURING CAPACITY

WEIGHT



light.....lighter.....lightest

heavy









heavier



heaviest



Some more examples:

					
Light	Lighter	Lightest	Heavy	Heavier	Heaviest

MEASURING CAPACITY



**Capacity of a vessel tells us how much it can hold/contain .
Bigger vessels hold more. Smaller vessels contain less.**

Rule 1

The **unit of measurement** we choose must be the **same** and not a mixture of different objects.



**Some more examples of Capacity of
Vessels:**



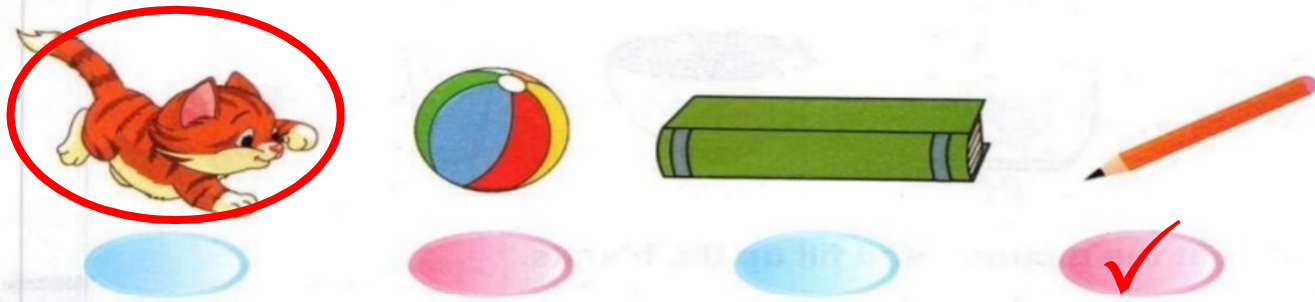
C.W

Today's class work (Book page number 103)

DATE:

Exercise

1. Tick (✓) the lightest object and circle the heaviest object.



2. Tick (✓) the correct choice in each case.

(a) The heavier object.



(b) The lighter object.



(c) The lighter object.



(d) The heavier animal.



C.W

Today's class work (Book page number 104)

Look at the pictures and fill up the blanks.

(a)



3 cups fill up 1 glass

(b)



4 glasses fill up 1 jug

(c)



10 bottles fill up 1 bucket

(d)



3 glasses fill up 1 bowl


SUB

HOME ASSIGNMENT

Mathematics

Do book page 105

LEARNING OUTCOME :



The learners are now able to measure weight and capacity.

Slide 15

- 2 @Format for content and slide heading is missing? Just like you have mentioned in DOC., We need to specify, for each slide's heading and text content, what will be the font style +amanrouniyar@odmegroup.org
Assigned to you
-Swoyan Satyendu
, 17-06-2020

THANKING YOU
ODM EDUCATIONAL GROUP