

**CLASS : I**  
**SUBJECT : MATHEMATICS**  
**CHAPTER NUMBER: 12**  
**CHAPTER NAME : GEOMETRY**  
**SUBTOPIC : PLANE SHAPES(BOOK PAGE 114 )**

---

**CHANGING YOUR TOMORROW**

---

# CHAPTER- 12

## GEOMETRY

## TODAY'S TOPIC:

- ◆ RECTANGLE
- ◆ SQUARE
- ◆ CIRCLE
- ◆ TRIANGLE

## Let's have a recap QUIZ TIME

CHOOSE THE CORRECT OPTION.

IF YOU CLICK ON THE CORRECT OPTION IT WILL SHOW YOU **GREAT JOB**

AND

IF YOU CLICK ON THE WRONG OPTION IT WILL SHOW YOU **TRY AGAIN.**

*choose the  
correct option*

**What  
shape is  
this ?**



rectangle


square



CLICK HERE TO GO NEXT

*choose the  
correct option*

**What  
shape is  
this ?**



circle

square



CLICK HERE TO GO NEXT

*choose the  
correct option*

**What  
shape is  
this ?**



**circle**

**triangle**

**CLICK HERE TO GO NEXT**

*choose the  
correct option*

**What  
shape is  
this ?**



**triangle**

**rectangle**



**CLICK HERE TO GO NEXT**

# RECTANGLE

## WHAT IS A RECTANGLE ?



This is a rectangle.





It has 4 sides.

It has two short sides and two long sides.

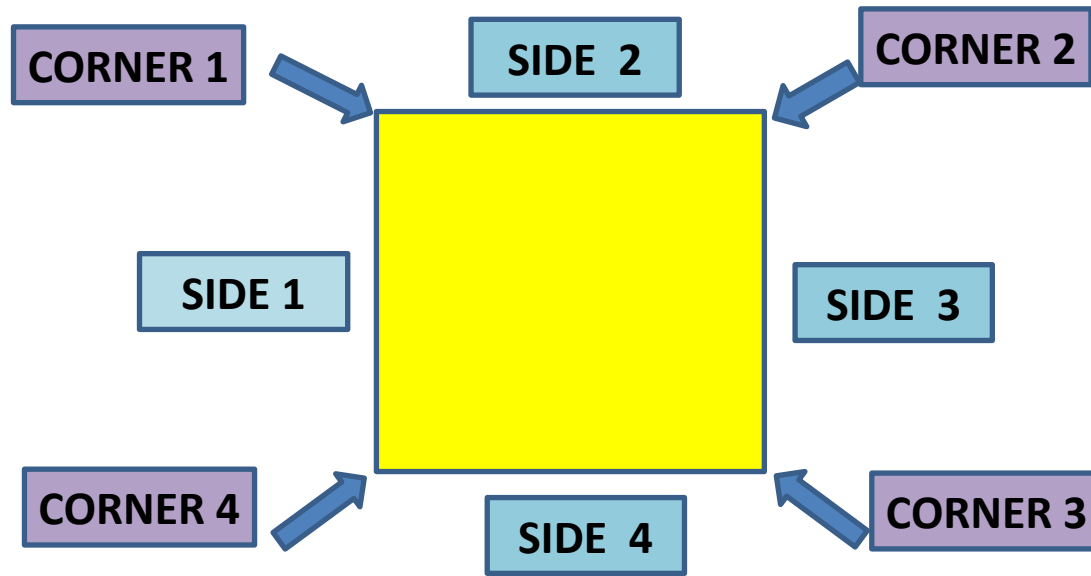
It has 4 corners.



Tick  the objects that are rectangles.



# SQUARE








This is a SQUARE.

It has 4 sides.

All sides are equal in a square.

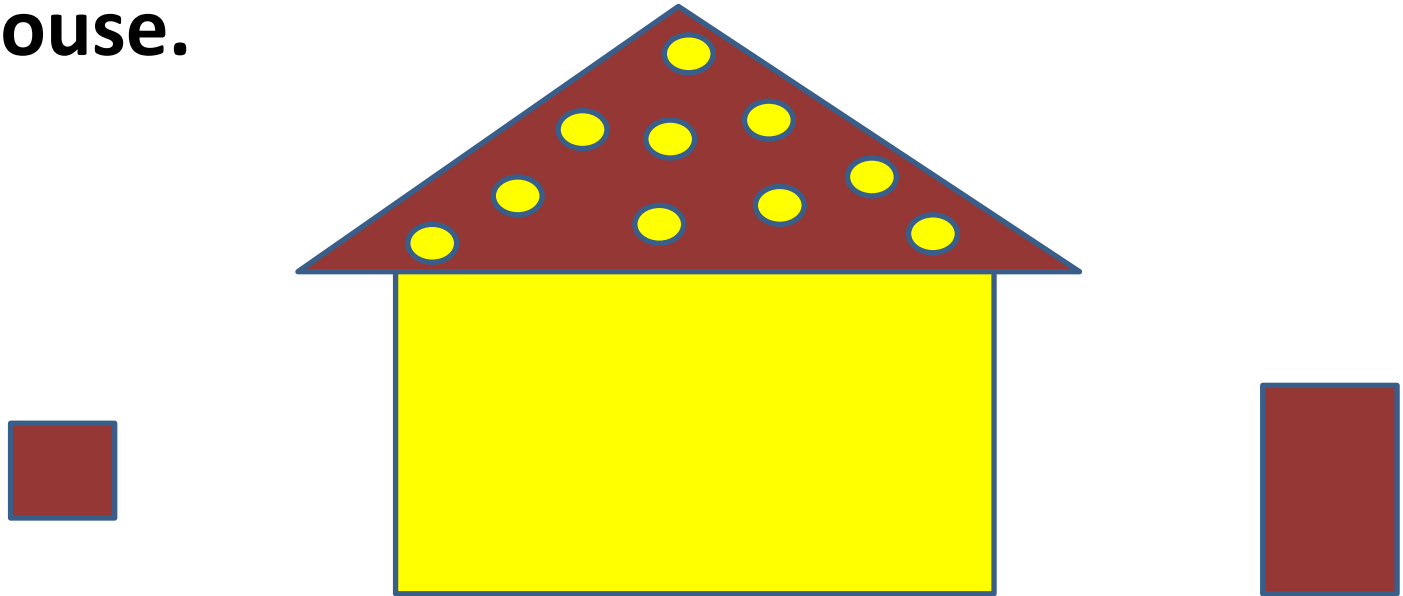
It has 4 corners.

Tick the objects that are **SQUARE**.




## FUN ACTIVITY

**Find the two missing things in the house and  
Put the correct shape in the proper place of  
the house.**



# CIRCLE

## LET'S LEARN MORE ABOUT CIRCLE




- This is a circle
- It has no sides
- It has no corners
- It is round.



**LET'S SEE WHICH OBJECTS LOOK LIKE CIRCLE.**

NOW IDENTIFY THE CIRCLES ONLY




## A FUN ACTIVITY ON CIRCLE




NIMI LIKES BANGLES ,SO  
SHE COLLECTS ALL THE OBJECTS WHICH LOOK LIKE BANGLES

NOW TELL WHICH OBJECTS SHE WILL COLLECT?



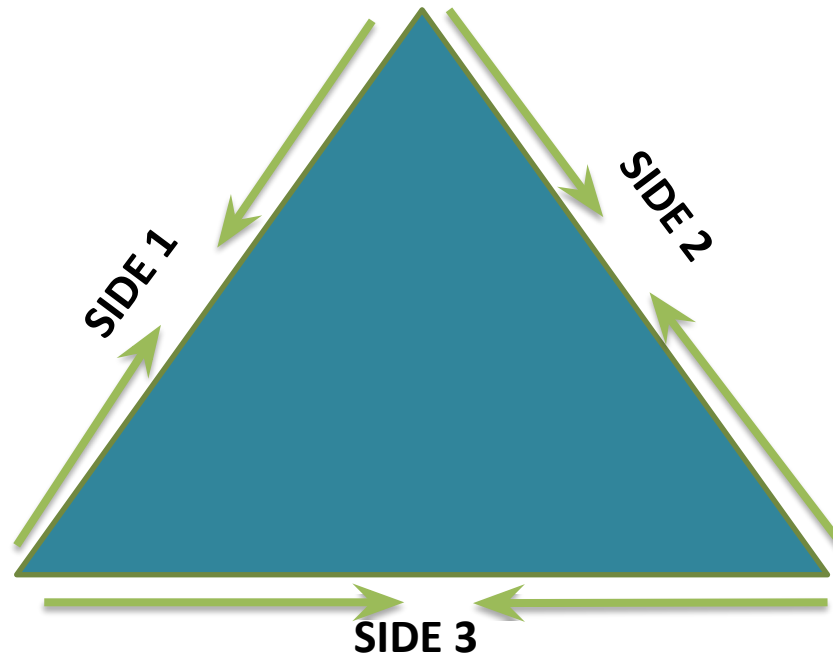


**Draw eyes ,ears and mouth  
shaped like circles in the face.**

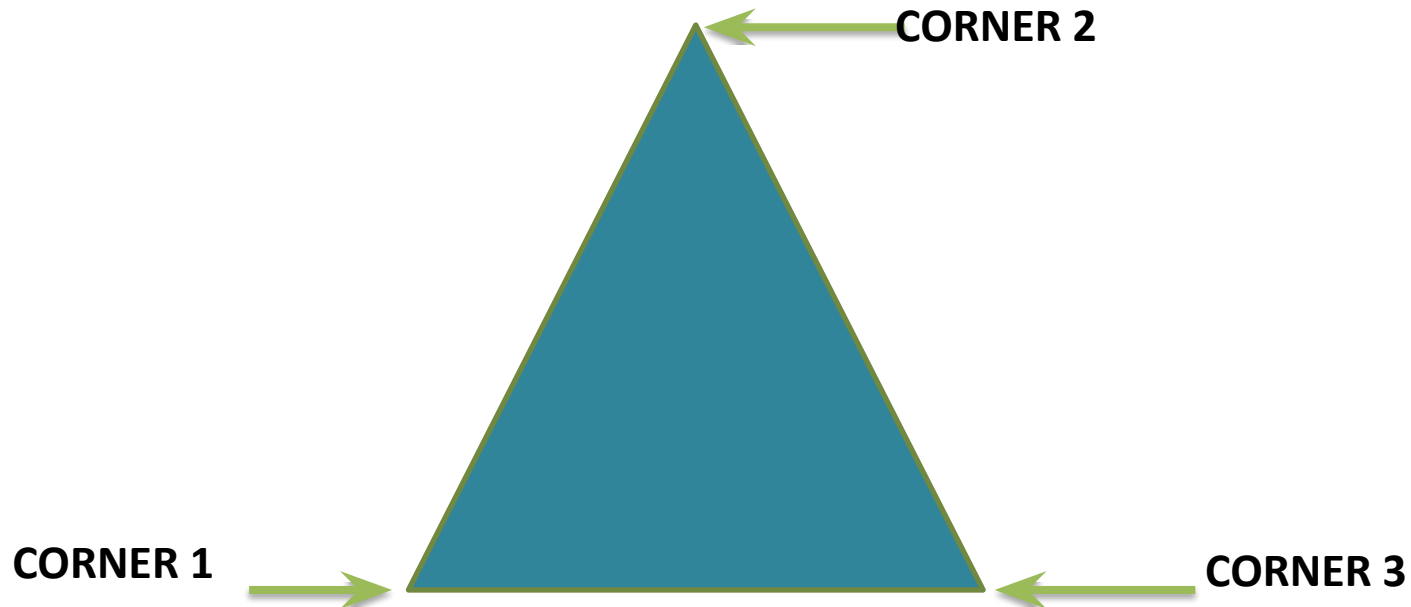


# TRIANGLE

**A TRIANGLE HAS 3 SIDES**

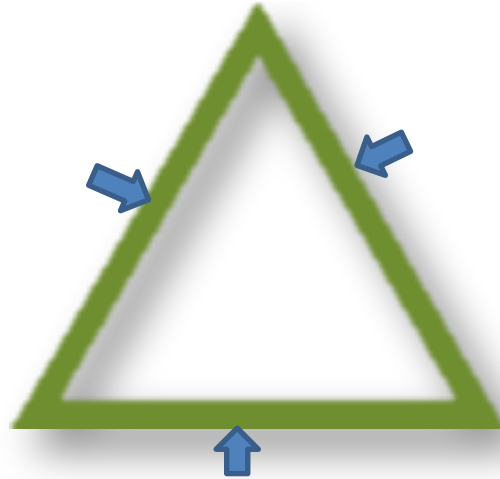


## A TRIANGLE HAS 3 CORNERS



**CORNER IS A POINT WHERE TWO SIDES  
MEET EACH OTHER**


## LET'S LEARN MORE ABOUT TRIANGLE




- This is a triangle.
- It has 3 sides .
- It has 3 corners.



# DRAG THE OBJECTS TO THE TRIANGLE








**TRIANGLE**

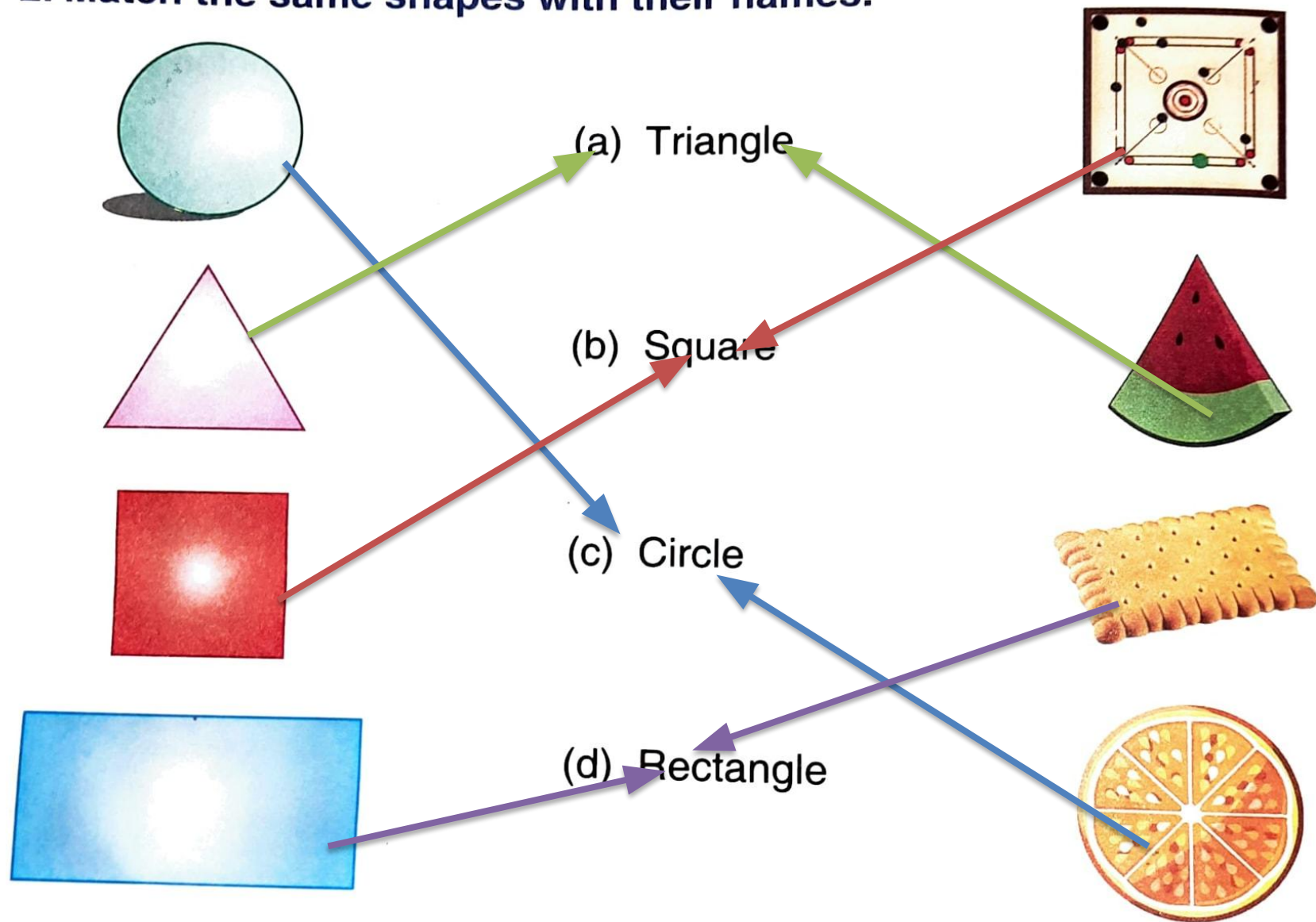


Exercise

1. Colour the square with red, rectangle with blue, circle with green and triangle with pink colour.



## 2. Match the same shapes with their names.



(a) Triangle

(b) Square

(c) Circle

(d) Rectangle


**SUB**

**HOME ASSIGNMENT**

**Mathematics**



# LEARNING OUTCOME :



The learners are now able to understand and identify different plane shapes.

**THANKING YOU**  
**ODM EDUCATIONAL GROUP**