

SESSION :7

CLASS : I

SUBJECT : MATHEMATICS

CHAPTER NUMBER: 12

CHAPTER NAME : GEOMETRY

SUBTOPIC : PLANE SHAPES(BOOK PAGE 114)

CHANGING YOUR TOMORROW

Website: www.odmegroup.org

Email: info@odmps.org

Toll Free: **1800 120 2316**

Sishu Vihar, Infocity Road, Patia, Bhubaneswar- 751024

LEARNING OBJECTIVE :



Enable the learners
to know about different plane
shapes.



Slide 2

- 1 @Format for content and slide heading is missing? Just like you have mentioned in DOC., We need to specify, for each slide's heading and text content, what will be the font style +amanrouniyar@odmegroup.org
Assigned to you
-Swoyan Satyendu
, 17-06-2020

CHAPTER- 12

GEOMETRY

TODAY'S TOPIC:

- ❖ RECTANGLE
- ❖ SQUARE
- ❖ CIRCLE
- ❖ TRIANGLE

Let's have a recap QUIZ TIME



CHOOSE THE CORRECT OPTION.

IF YOU CLICK ON THE CORRECT OPTION IT WILL SHOW YOU **GREAT JOB**

AND

IF YOU CLICK ON THE WRONG OPTION IT WILL SHOW YOU **TRY AGAIN.**

*choose the
correct option*

**What
shape is
this ?**



rectangle


square



CLICK HERE TO GO NEXT

*choose the
correct option*

**What
shape is
this ?**



circle

square



CLICK HERE TO GO NEXT

*choose the
correct option*

**What
shape is
this ?**



circle

triangle

CLICK HERE TO GO NEXT

*choose the
correct option*

**What
shape is
this ?**



triangle

rectangle



CLICK HERE TO GO NEXT

RECTANGLE

WHAT IS A RECTANGLE ?






This is a rectangle.

It has 4 sides.

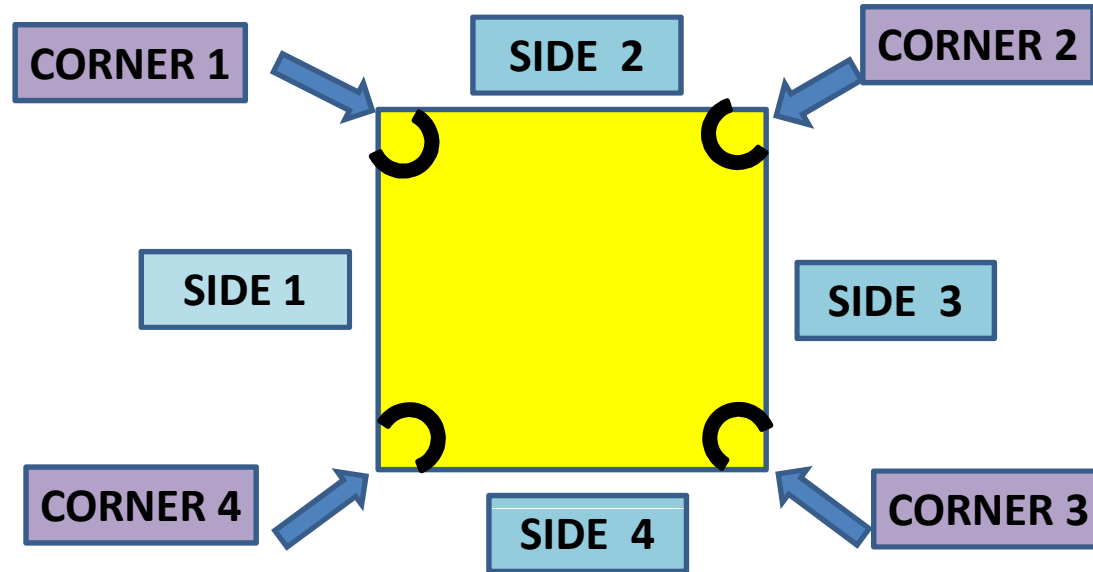
It has two short sides and two long sides.

It has 4 corners.

Tick  the objects that are rectangles.



SQUARE







This is a SQUARE.

It has 4 sides.

All sides are equal in a square.

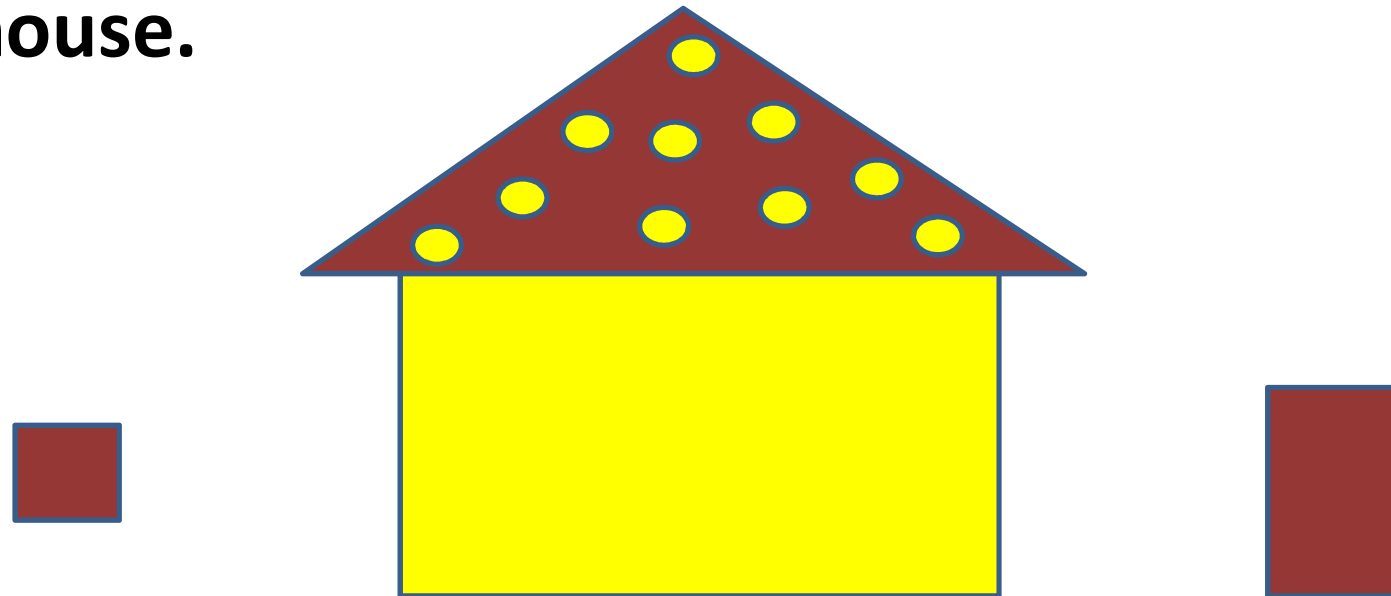
It has 4 corners.

Tick the objects that are SQUARE.




FUN ACTIVITY

**Find the two missing things in the house and
Put the correct shape in the proper place of
the house.**



CIRCLE

LET'S LEARN MORE ABOUT CIRCLE




- This is a circle
- It has no sides
- It has no corners
- It is round.



LET'S SEE WHICH OBJECTS LOOK LIKE CIRCLE.

NOW IDENTIFY THE CIRCLES ONLY







A FUN ACTIVITY ON CIRCLE



**NIMI LIKES BANGLES ,SO
SHE COLLECTS ALL THE OBJECTS WHICH LOOK LIKE BANGLES**

NOW TELL WHICH OBJECTS SHE WILL COLLECT?

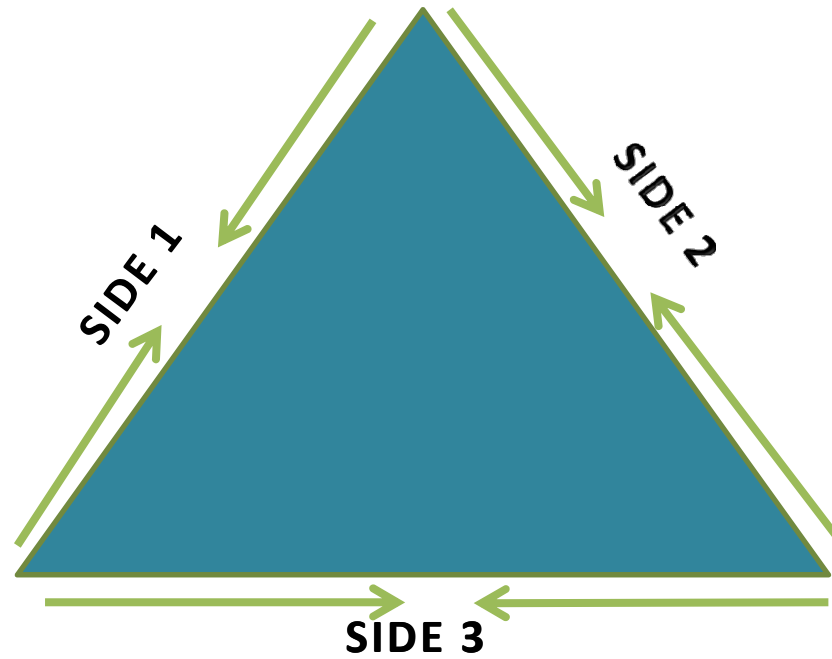


Draw eyes ,ears and mouth
shaped like circles in the face.

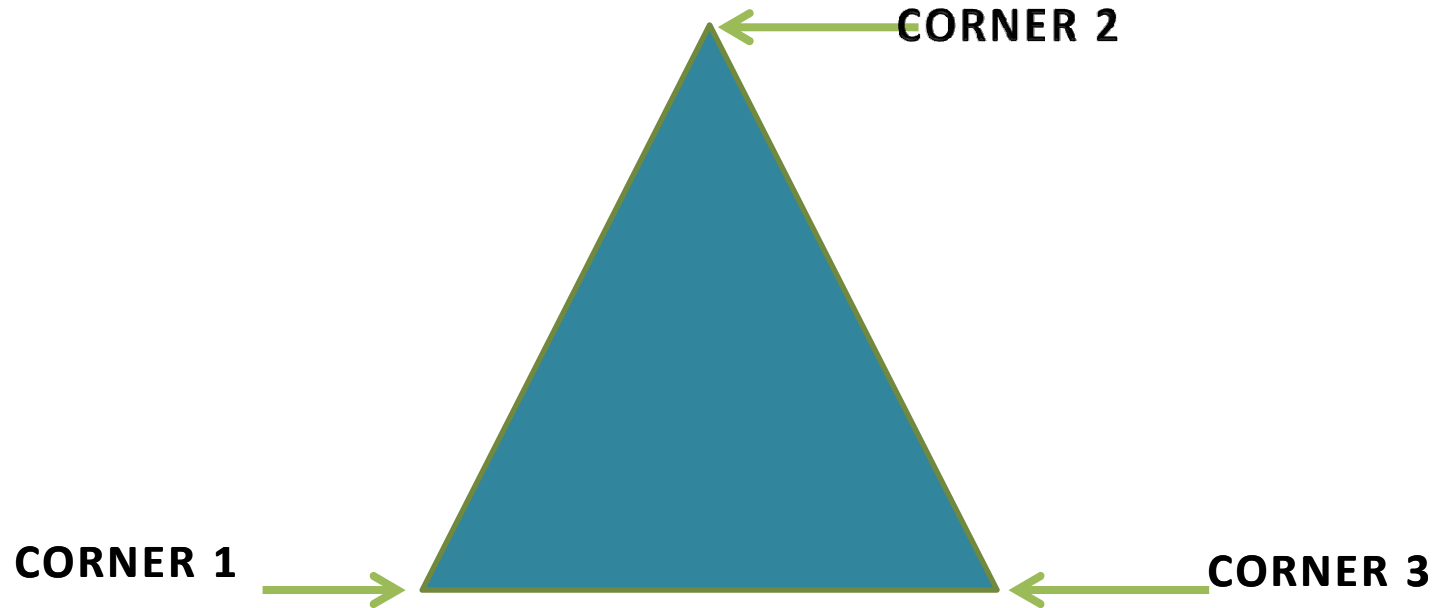


TRIANGLE

A TRIANGLE HAS 3 SIDES

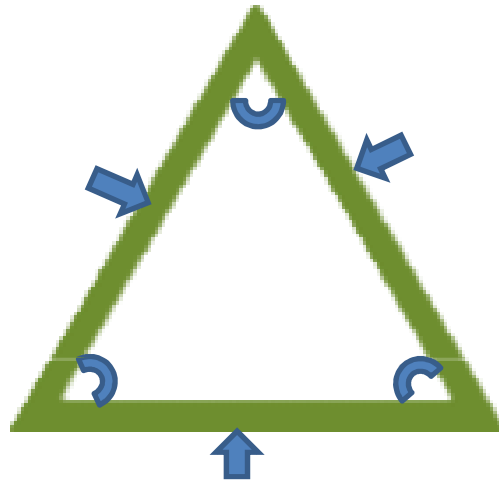


A TRIANGLE HAS 3 CORNERS



**CORNER IS A POINT WHERE TWO SIDES
MEET EACH OTHER**



LET'S LEARN MORE ABOUT TRIANGLE



- This is a triangle.
- It has 3 sides .
- It has 3 corners.



DRAG THE OBJECTS TO THE TRIANGLE



TRIANGLE








C.W
Date

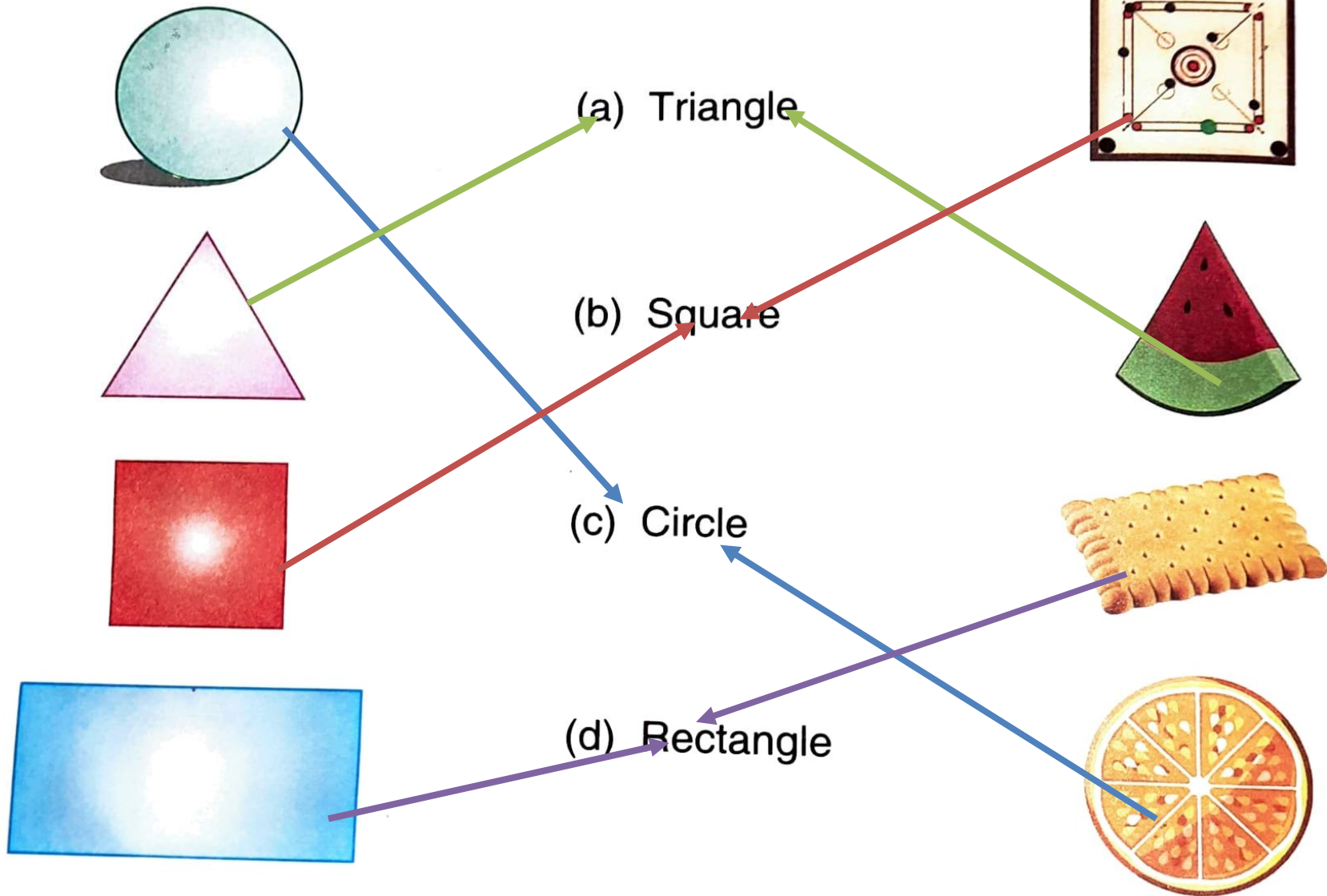
TODAY'S CLASS WORK (IN NOTE BOOK)

Exercise

1. Colour the square with red, rectangle with blue, circle with green and triangle with pink colour.



2. Match the same shapes with their names.




SUB

HOME ASSIGNMENT

Mathematics

**Do book page.115 in the
note book.**

LEARNING OUTCOME :



The learners are now able to understand and identify different plane shapes.

Slide 26

- 2 @Format for content and slide heading is missing? Just like you have mentioned in DOC., We need to specify, for each slide's heading and text content, what will be the font style +amanrouniyar@odmegroup.org
Assigned to you
-Swoyan Satyendu
, 17-06-2020

THANKING YOU
ODM EDUCATIONAL GROUP