

Chapter- 3

Ordinals

STUDY NOTES

LEARNING OBJECTIVE: Enable the learner to get knowledge about ordinal and cardinal numbers. Kids will be able to know the order of different objects.

What is the Ordinal Number?


The **ordinal numbers** are the **numbers** that indicate the exact position of something or someone at a place. If the number of objects/persons are specified in a list: the position of the objects/persons is defined by ordinals. The adjective terms which are used to denote the order of something are 1st, 2nd, 3rd, 4th, 5th, 6th, and so on.

Examples:

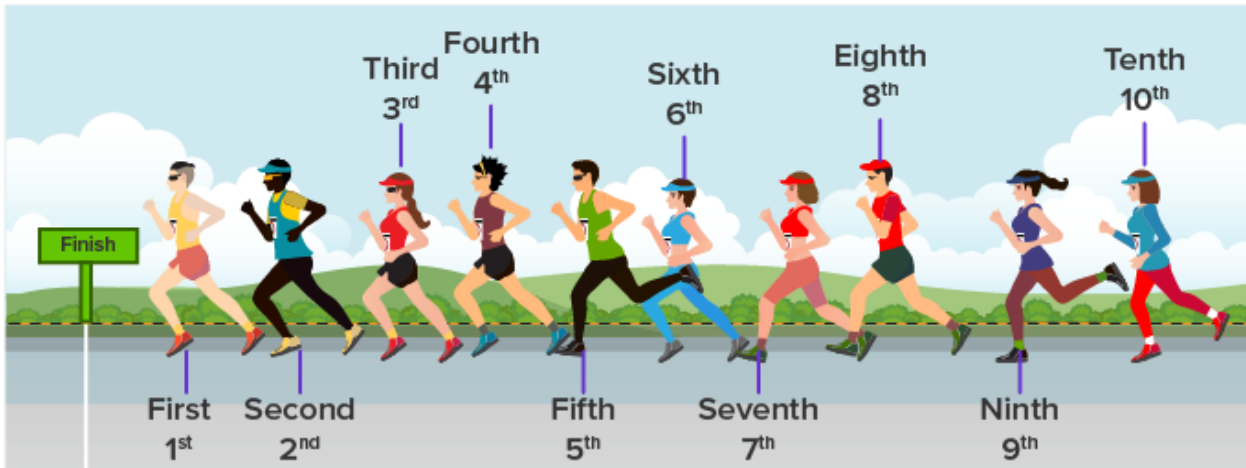
- Ram came **first** in class
- Sarita was the **third** girl standing in a row
- Mohan stays on the **fourth** floor of the apartment

In the above Examples First, third, and fourth Indicate Ordinal Numbers.

Ordinal Numbers with short form



Example 1: Position of players in a race.



Let's know more about Ordinal Numbers



Look at the picture and observe the position of cars.

- The yellow car is in the **first** position.
- The green car is in the **fifth** position.
- The blue car is in the **2nd** position.
- The orange car is in the **3rd** position.
- The purple car is in the **4th** position.

From the above examples, we come to know that, Ordinal numbers are also called positional numbers

Example 2 :

Position of 5 children Participated in a song competition.



Look at the picture and observe the positions of the children.

- Akash is 1st in the competition.
- Bunny is 2nd in the competition.
- Chitra is fourth in the competition.
- Farida is 5th in the competition.
- Eesha is third in the competition.

From the above example, we come to know the position of children who secured 1st, 2nd, 3rd, 4th, and 5th respectively.

Activity 1 :

Who comes first?

Who came **1st** ?

First




finishing positions

ODM Educational Group Tomorrow

Activity 2 :

Mark the ordinal position of the animals.

									
1st First	2nd Second	3rd Third	4th Fourth	5th Fifth	6th Sixth	7th Seventh	8th Eighth	9th Ninth	10th Tenth

	5th Fifth	4th Fourth ✓	1st First
	2nd Second ✓	9th Ninth	8th Eighth
	3rd Third	6th Sixth	7th Seventh ✓



Colour Activity 1:

Colour the ice cream by checking the colour of each ordinal position.

Color the seventh part pink



Color the first part green



Color the tenth part blue



Color the fifth part yellow



Color the ninth part red



Color the third part skyblue



Color the fourth part grey



Color the eighth part maroon



Color the sixth part dark green



Color the second part orange

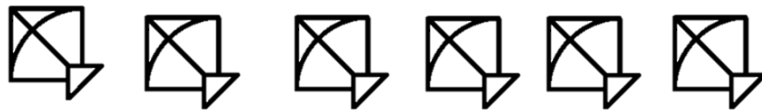


Colour Activity 2 :

Colour the 2nd and 7th triangles red.



Colour the 3rd and 6th kite yellow.



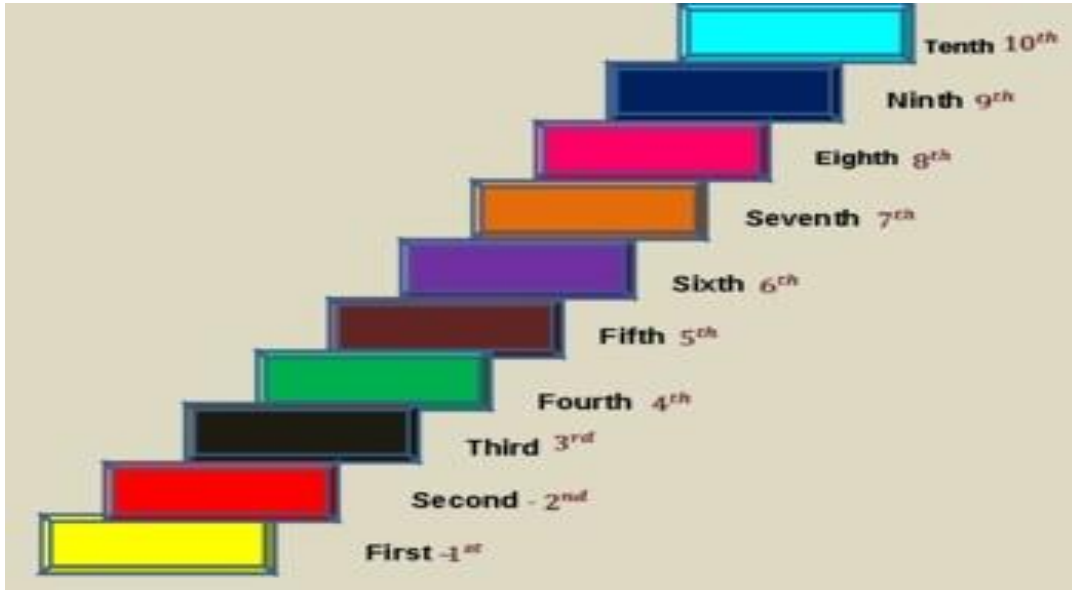
List of Ordinal and Cardinal numbers.



Ordinal Number	Cardinal Number	Ordinal Number	Cardinal Number
First	One	Eleventh	Eleven
Second	Two	Twelfth	Twelve
Third	Three	Thirteenth	Thirteen
Fourth	Four	Fourteenth	Fourteen
Fifth	Five	Fifteenth	Fifteen
Sixth	Six	Sixteenth	Sixteen
Seventh	Seven	Seventeenth	Seventeen
Eighth	Eight	Eighteenth	Eighteen
Ninth	Nine	Nineteenth	Nineteen
Tenth	Ten	Twentieth	Twenty

MEMORY MAP:

Ordinal numbers



Let's sing a song:

Six members are in my house

The first one is my Dadajee

The second one is my Dadi

Papa is the third

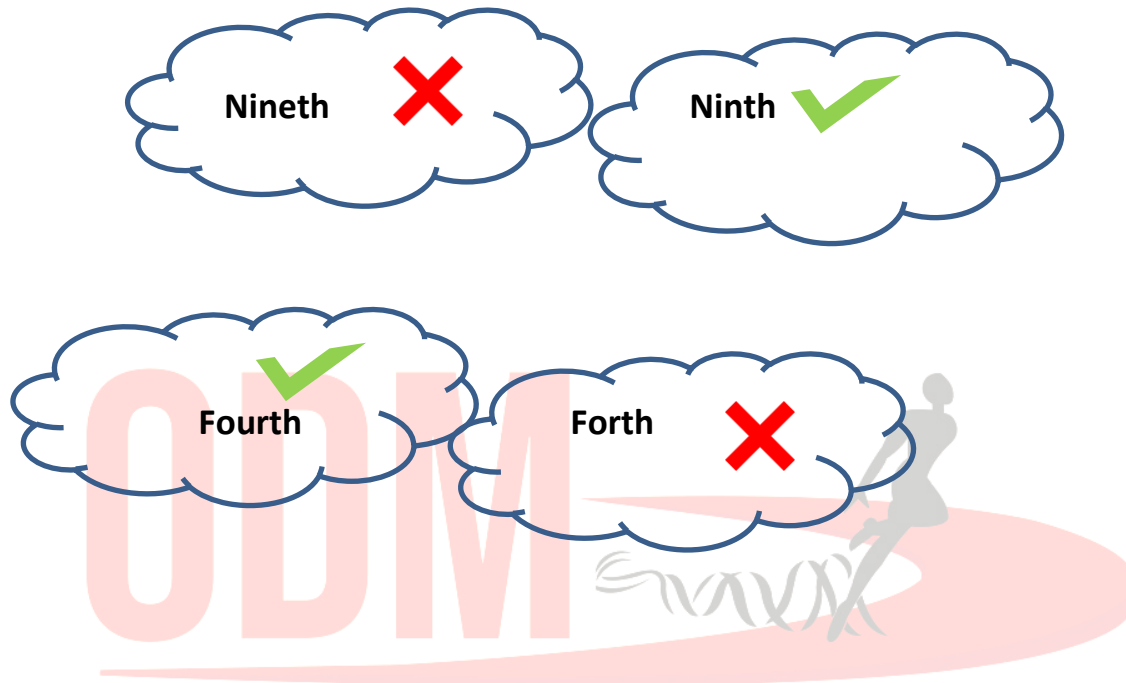
Mama is the fourth

My Didi is the fifth

I'm the last of them, I'm the sixth



Common Mistake :



LEARNING OUTCOME: Children can read and write ordinal numbers. They can easily say the positions of the objects.

Changing your Tomorrow ▲