

Chapter- 1

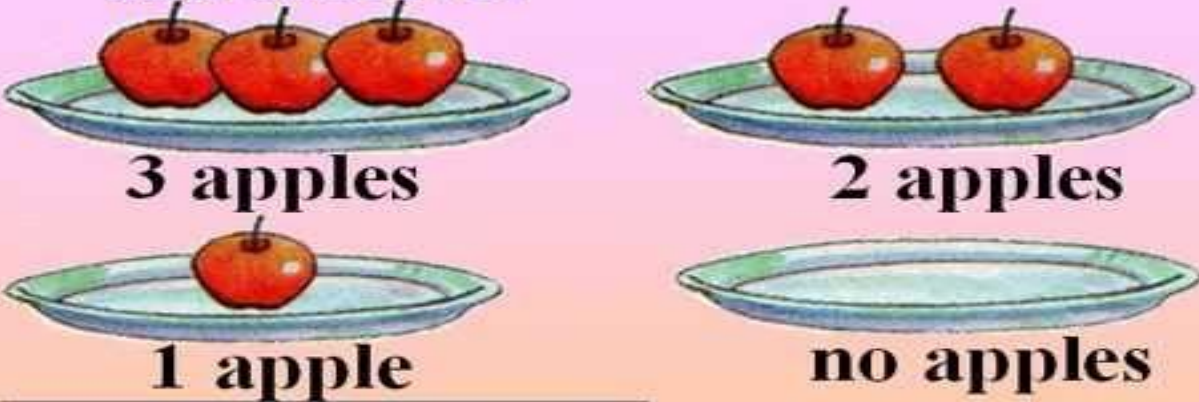
Revision of Numbers

STUDY NOTES

LEARNING OBJECTIVE: Enable the learners to have a knowledge about the concept of zero, forward and backward numbers from 0-99 and 99-0, number line and writing numbers in words and in figures.

Concept of Zero:

1. Count the apples in each plate and observe:



3 apples

2 apples

1 apple

no apples

None is written as zero, i.e. its symbol is 0.

This plate is empty. It contains no apples.

Zero: Means absence of something.

Symbol of Zero: **0**


Example

There are 3 birds on the tree.

After sometime, 2 birds fly away and 1 bird is left on the tree.

After some more time, the 1 bird also flies away. Now there is no bird left on the tree or we say that there are 0 birds on the tree.

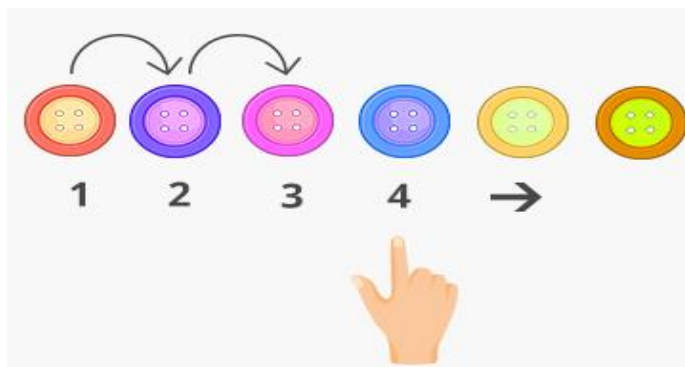
Activity: Write the number in the boxes and cross the set of zero.

	<input type="text"/>		<input type="text"/>
	<input type="text"/>		<input type="text"/>
	<input type="text"/>		<input type="text"/>
	<input type="text"/>		<input type="text"/>

Numbers from 1-99 (FORWARD)

Forward counting is counting by adding one more, every time.

Example:

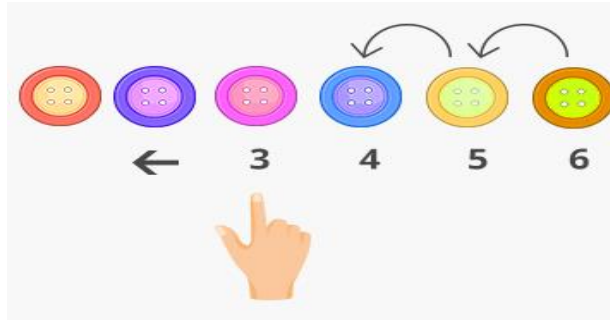


1	2	3	4	5	6	7	8	9	10
11	12	13	14	15	16	17	18	19	20
21	22	23	24	25	26	27	28	29	30
31	32	33	34	35	36	37	38	39	40
41	42	43	44	45	46	47	48	49	50
51	52	53	54	55	56	57	58	59	60
61	62	63	64	65	66	67	68	69	70
71	72	73	74	75	76	77	78	79	80
81	82	83	84	85	86	87	88	89	90
91	92	93	94	95	96	97	98	99	X

Numbers from 99-1 (BACKWARDS)

Backward counting is counting down numbers in reverse order.


Example:



X	99	98	97	96	95	94	93	92	91
90	89	88	87	86	85	84	83	82	81
80	79	78	77	76	75	74	73	72	71
70	69	68	67	66	65	64	63	62	61
60	59	58	57	56	55	54	53	52	51
50	49	48	47	46	45	44	43	42	41
40	39	38	37	36	35	34	33	32	31
30	29	28	27	26	25	24	23	22	21
20	19	18	17	16	15	14	13	12	11
10	9	8	7	6	5	4	3	2	1


Forward and Backward Counting

Example:



Forward: In this picture the boy is climbing up the staircase by adding one number forward from 1 to 9.

Backward: The same boy coming down from the staircase by counting 9 to 1 backward or reverse.



Activity Time:

Let us count forward.

35 to 44

35		37		39		41		44
----	--	----	--	----	--	----	--	----

Let us count backward.

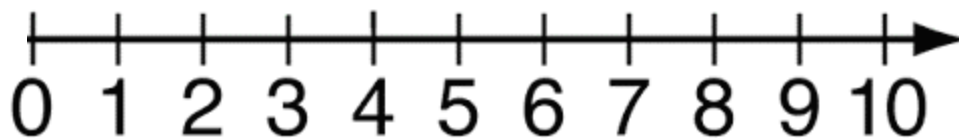
65 to 56

65		63		61		59	58		56
----	--	----	--	----	--	----	----	--	----

Number Line

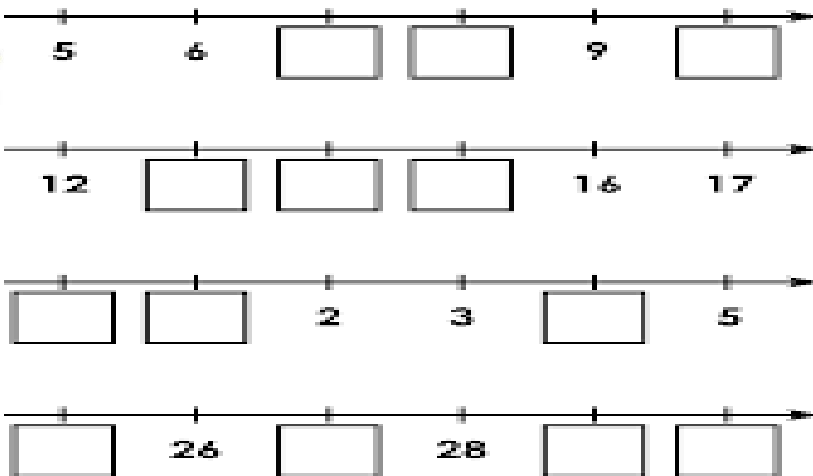
A line on which numbers are marked at equal distances is called **number line**. Numbers increase from left to right.

A number line can be started from any number

Example:

Activity Time:

Write the missing numbers on the number line.



Writing Numbers in words

Example:

Numbers in figure	Numbers in words
23	Twenty - three
75	Seventy - five

Activity Time

Numbers in figure	Numbers in words
48	
69	
99	
40	

Common errors

2 - Tow two
 40 - Fourty Forty
 90 - Ninty Ninety

Writing Numbers in Figures

Numbers in words	Numbers in figures
Thirty - nine	39
Ninety - eight	98

Activity Time

Numbers in words	Numbers in figures
Sixty - six	
Forty - nine	
Twelve	
Eighty - three	

Common errors

93 - Nine - three ~~X~~
 Ninety - three

LEARNING OUTCOME: The learner is able to reinforce the knowledge of Concept Zero, numbers 1 to 99 , Forward and Backward counting , Number line, Writing numbers in words and writing numbers in figures in day— to day life.

