

**SESSION : 15**

**CLASS : I**

**SUBJECT : EVS**

**CHAPTER NUMBER: 12**

**CHAPTER NAME : RULES FOR SAFETY**

**SUBTOPIC : SAFETY OUTSIDE HOME, NEW  
WORDS.**

---

**CHANGING YOUR TOMORROW**

---

## LEARNING OBJECTIVE :

- Students will be able to know about the safety rules they should follow outside of home and they will be able to learn some new words from the chapter.

# RULES FOR SAFETY



# RHYMES


Red light, red light  
What do you say?  
I say stop right away.  
Yellow light, yellow light  
What do you mean?  
I mean wait till the light is green.  
Green light, green light  
What do you say?  
I say go, right away.





❖ There are rules that we must follow for our safety.

❖ We must follow these rules at home and outside.



❖ We can be safe and avoid getting hurt by being careful.





## ★ At home


### 1. Do not play with fire.



## 2. Do not play with sharp things.



### 3. Do not put your fingers in an open socket.





## ★ Outside home

1. We must cross the road at zebra crossing.



**2. Before you cross the road, look right, then left and then right again.**



### 3. We must always walk on footpath.



# 4. Do not lean out from the window of moving vehicles.



**5. We must not get into or get down from a moving bus.**



Get off...

## 6. We must not run or play on the road.



C.W  
Dt.

## New words



road

safety

candle

knives

scissors



## New words

sharpener

socket

zebra crossing

footpath

lean





## SUMMARY

### SAFETY RULES OUTSIDE HOME.

- ✓ We must cross the road at zebra crossing.
- ✓ We must not run or play on the road.
- ✓ We must always walk on footpath.
- ✓ When we cross the road we must look to the right and then left and then right again.
- ✓ We must never get into or get down from a moving bus.
- ✓ We must not put our hand out of a moving bus.



## Answer the questions orally

1. Where we should walk?

Ans. We should walk on the footpath.

2. Where we should cross the road?

Ans. We should cross the road on zebra crossing.

3. What are the rules we should follow when we cross the road?

Ans. We should look to the right and then left and then right before cross the road.

4. What you should not do on the road?

Ans. You should not run or play on the road?

5. What you should not do when you are travelling in a bus or a car?

Ans. You should not lean out or put your hand out of a moving bus, car or train.



## Home assignment

- Practice the new words two times in your notebook.

## LEARNING OUTCOME:

- ❖ Students are able to know about the rules we should follow outside home.

**THANKING YOU**  
**ODM EDUCATIONAL GROUP**