

**SESSION : 2**

**CLASS : I**

**SUBJECT : EVS**

**CHAPTER NUMBER:2**

**CHAPTER NAME : MY BODY**

**SUBTOPIC : KNOW YOUR BODY PARTS**

**NEW WORDS**

---

**CHANGING YOUR TOMORROW**

---

## LEARNING OBJECTIVE :

Students will be able to know the name of the body parts present on their face and the new words with spelling.

# PRAYER



# Think of the things that you do in a day-

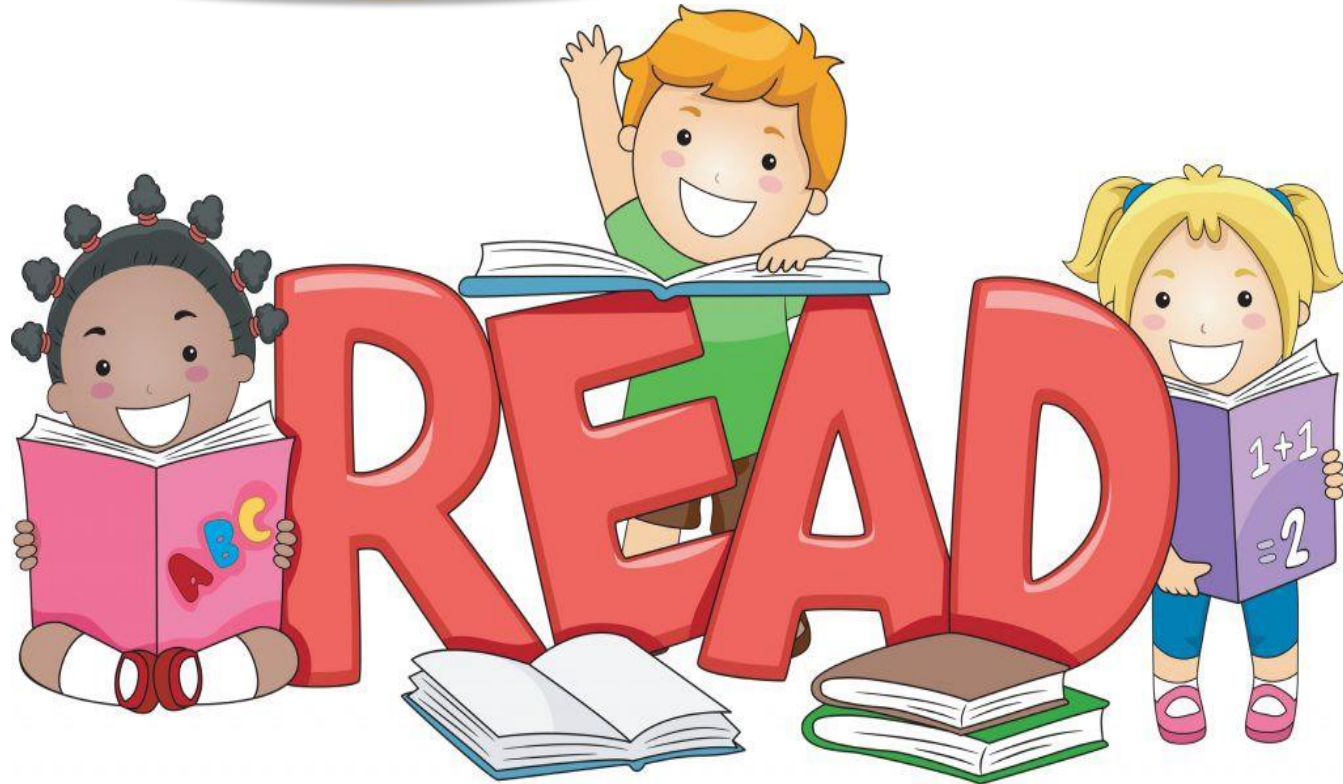
**You  
run**



**You  
clap**



You read



You paint

You play



**Do you know who help us to do  
all the activities?**

**Yes, it is our body.**

**We will start our new chapter**







# Let's know my body

This is  
my  
head



This is  
my  
neck

Neck



This is  
my  
face




Shoulders



These are  
my  
shoulders

This is  
my hand



These are  
my  
fingers





This is my chest

This is my stomach



**KNEE**



**This is  
my  
knee**



**This is  
my foot**



**These  
are my  
legs**



# MY BODY

Head

Neck

Face

Shoulders

Hand

Fingers

Chest

Stomach

Knee

leg

Foot

## Let's know my face



- My face is my identification. My friends and relatives can identify me from my face.

# ALL ABOUT MY FACE

- I have two eyes
- I have one nose
- I have two ears
- I have one mouth
- I have two lips
- I have many teeth
- I have a chin
- I have so many hairs

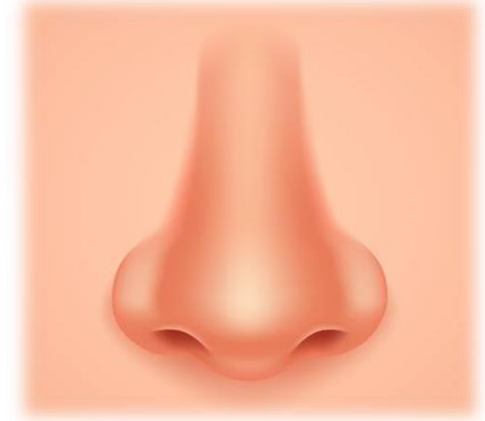


© dak





**These  
are my  
eyes**



**This is  
my  
nose**



**This is  
my ear**



**This is  
my hair**





**This is  
my  
mouth**

**Teeth**



**These  
are my  
teeth**



**These  
are my  
lips**

**Chin**



**This is  
my chin**



© dak

# New Words

Body

Mouth

Stomach

Shoulders

Teeth

Fingers

Chest

Knee

chin

Foot



# Homework

- Practice the new words three times in your notebook.

## LEARNING OUTCOME:

Students are able to know the names of different body parts present on their face and the spelling of the new words..

**THANKING YOU**  
**ODM EDUCATIONAL GROUP**