

SESSION : 3

CLASS : I

SUBJECT : EVS

CHAPTER NUMBER:2

CHAPTER NAME : MY BODY

**SUBTOPIC : TEXTUAL QUESTIONS- FILL IN
THE BLANKS, MATCH THE PICTURES WITH
IT'S NAME**

CHANGING YOUR TOMORROW

LEARNING OBJECTIVE :

Students will be able to solve the questions related to the chapter.

PRAYER





Let's know my body

This is
my
head



This is
my
neck

Neck



This is
my
face




Shoulders



These are
my
shoulders

This is
my hand



These are
my
fingers





This is my chest

This is my stomach



KNEE



**This is
my
knee**



**This is
my foot**



**These
are my
legs**



Let's know my face



- My face is my identification. My friends and relatives can identify me from my face.

ALL ABOUT MY FACE

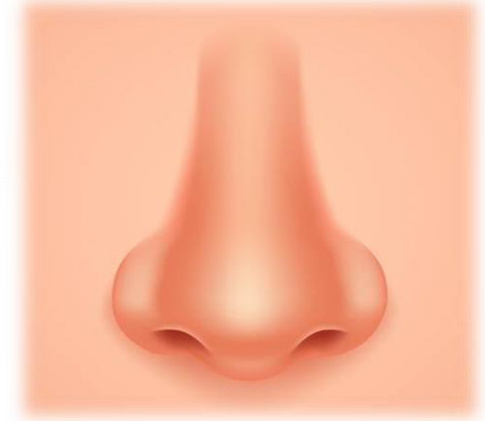
- I have two eyes
- I have one nose
- I have two ears
- I have one mouth
- I have two lips
- I have many teeth
- I have a chin
- I have so many hairs



© dak



**These
are my
eyes**



**This is
my
nose**



**This is
my ear**



**This is
my hair**





**This is
my
mouth**

Teeth



**These
are my
teeth**



**These
are my
lips**

Chin



**This is
my chin**



© dak

New Words

Body

Mouth

Stomach

Shoulders

Teeth

Fingers

Chest

Knee

chin

Foot

Q1. Fill in the blanks with the words “one” or “two”.

(a) I have **two** eyes.

(b) I have **one** nose.

(c) I have **two** ears.

(d) I have **one** mouth.

(e) I have **one** chin.

(f) I have **two** lips.

Q 3. Match the picture of each body part with its name.

A



B

Hand

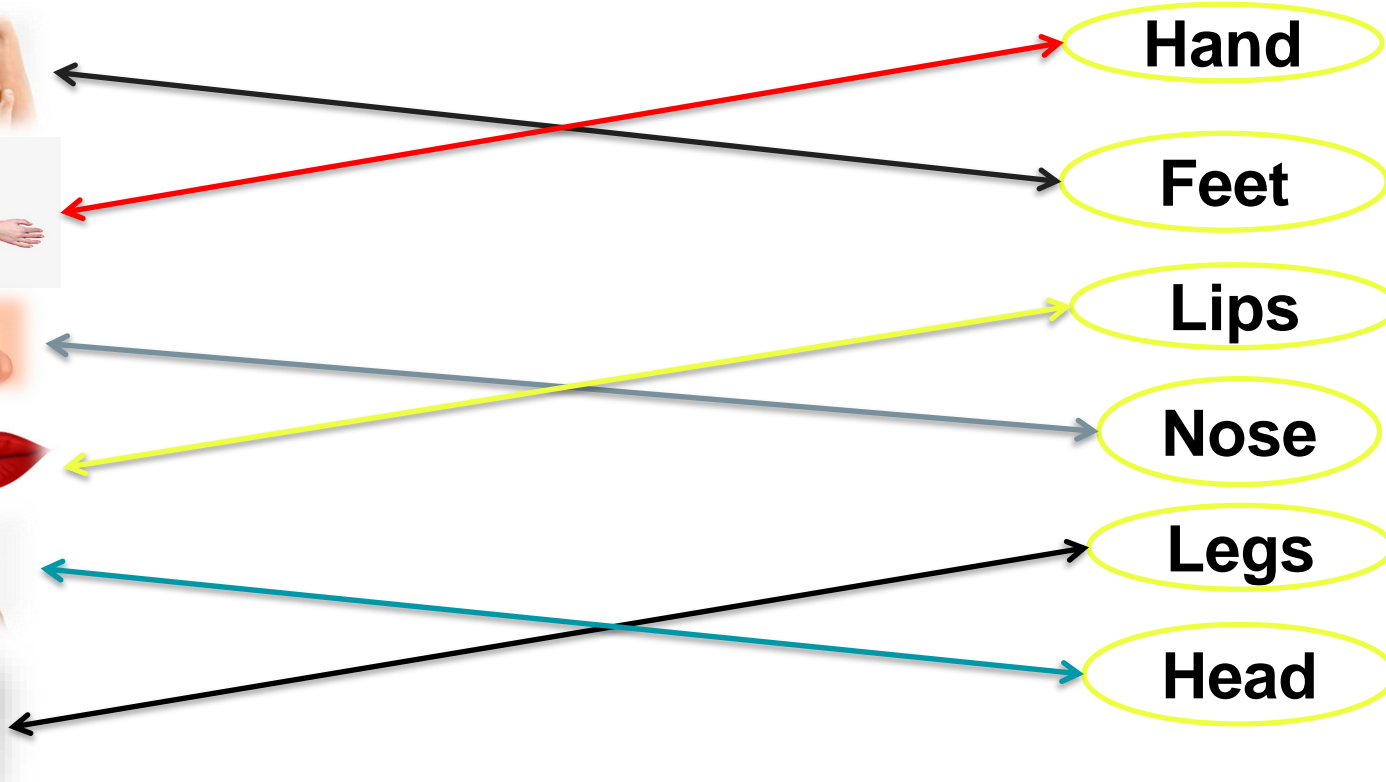
Feet

Lips

Nose

Legs

Head





- Join the dots and complete the picture in your book page no.-6

LEARNING OUTCOME:

Students are able to solve the questions related to the chapter..

THANKING YOU
ODM EDUCATIONAL GROUP