

SESSION : 4

CLASS : I

SUBJECT : MATHEMATICS

CHAPTER NUMBER:4

CHAPTER NAME :COMPARISION OF NUMBERS

SUBTOPIC : 4.1 EQUAL AND UNEQUAL

CHANGING YOUR TOMORROW

LEARNING OBJECTIVE :

Enable the learners to distinguish between equal and unequal objects and numbers as well.

**LET'S LEARN ABOUT EQUAL
AND UNEQUAL**

EQUAL

A thought bubble containing a visual equation. On the left, a green square is followed by a plus sign, then a yellow square. In the center is a large orange square with an equals sign inside. On the right, a blue square is followed by a green square.

A balance scale pan containing a green square followed by a plus sign, then a yellow square.

A balance scale pan containing a blue square followed by a green square.

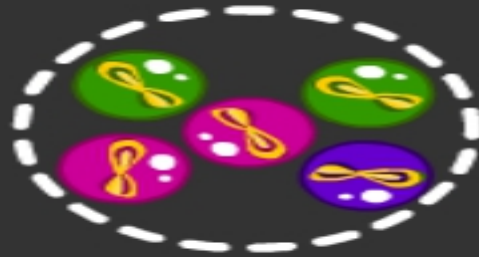
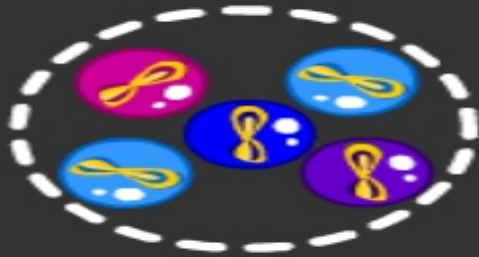
2

=

2



Equal

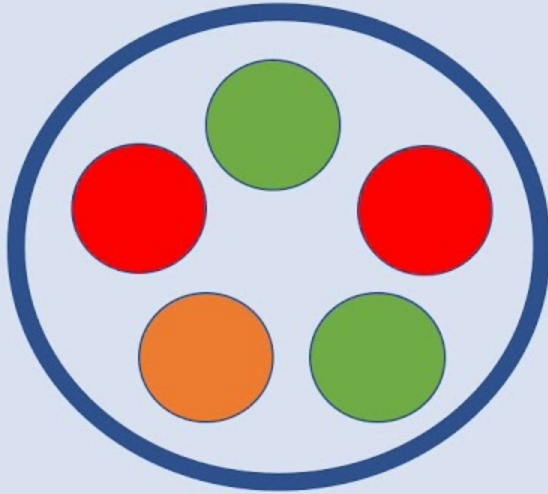
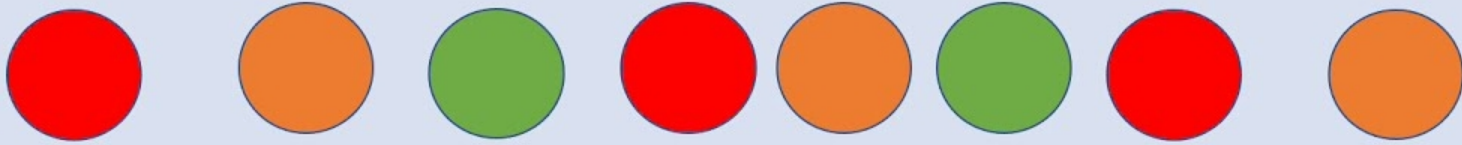


5

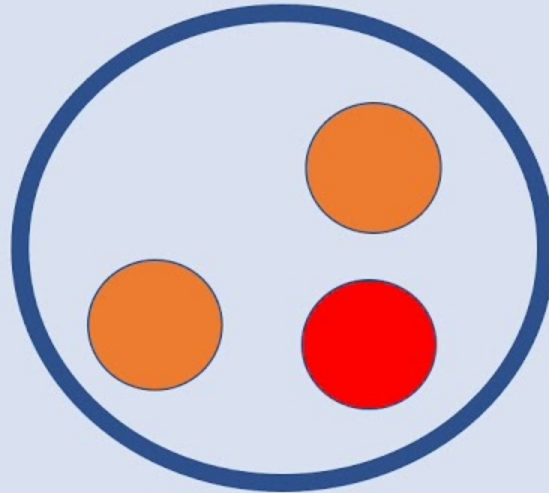
=

5

Unequal



5



3

Chutki collects equal apples



4

=



4

Tun tun Mausi sells laddoos

Mausi ki dukaan


9

≠

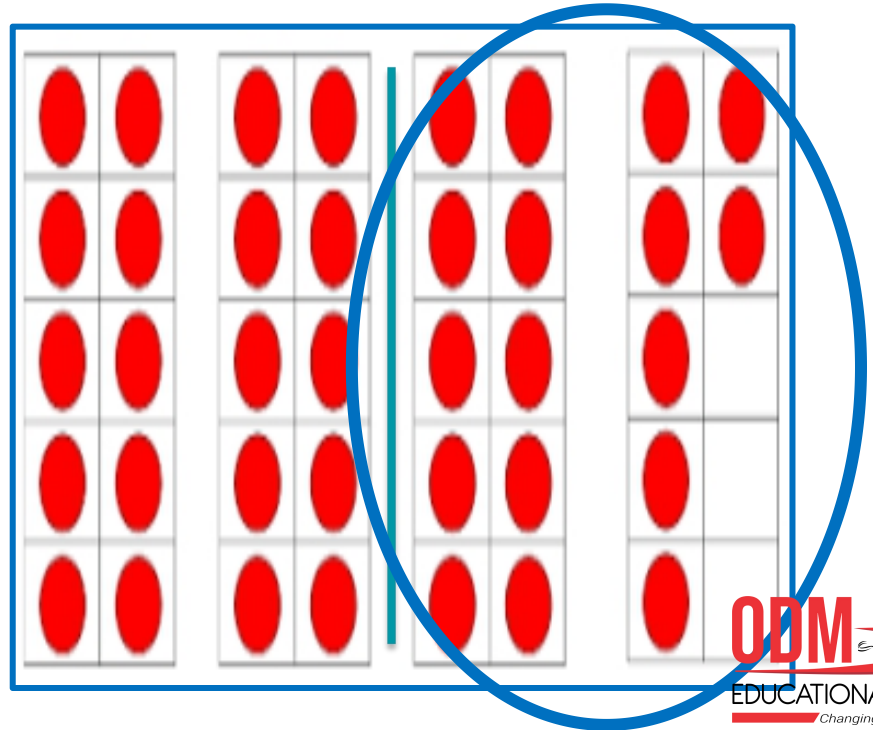

6

Counting Exercise

Join the groups which have the equal numbers of pictures



Circle the group which has unequal objects



Cw Do in Note book

Exercise

Put the sign '=' or '≠'.

(a) $12 \neq 17$

(c) $57 \neq 51$

(e) $64 \neq 44$

(b) $33 = 33$

(d) $70 \neq 80$

(f) $92 = 92$

Date:-10/05/21

SUB	HOME ASSIGNMENT
Mathematics	Practice book page 21

LEARNING OUTCOME :

The learner is now able to know about the concept equal and unequal.

THANKING YOU
ODM EDUCATIONAL GROUP