

SESSION : 10

CLASS : I

SUBJECT : ENGLISH GRAMMAR

CHAPTER NUMBER : 5

**CHAPTER NAME : MALE AND FEMALE – NAMING
WORDS**

SUBTOPIC : RECAPITULATION AND BOOK EXERCISE - 1

CHANGING YOUR TOMORROW

LEARNING OBJECTIVE :

The students revise the topic of grammar that they have already studied in previous chapter.

4. Colour the odd one out. One is done for you.

(a)

dog	books	ants	cows
-----	-------	------	------

(b)

roses	pens	cat	eyes
-------	------	-----	------

(c)

chair	lamps	girls	parks
-------	-------	-------	-------

(d)

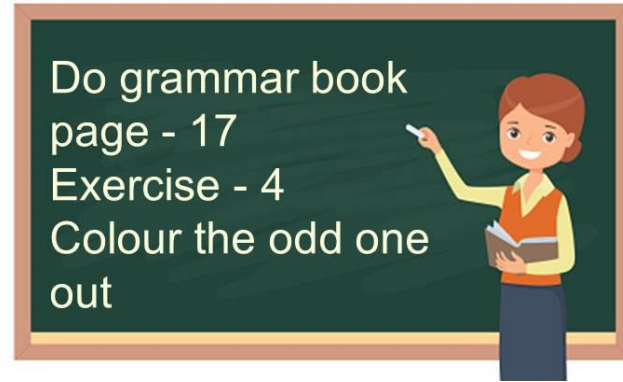
spoons	pigeons	dolls	pencil
--------	---------	-------	--------

(e)

egg	tree	fruits	apple
-----	------	--------	-------



HOMWORK



CH - 5 Male and Female: Naming Words

GENDER

```
graph TD; GENDER[GENDER] --> MASCULINE[MASCULINE]; GENDER --> FEMININE[FEMININE]; MASCULINE --> MASCULINE_DEFINITION([A word that is used to name a male person or animal is called a male naming word.]); FEMININE --> FEMININE_DEFINITION([A word that is used to name a female person or animal is called a female naming word.]);
```

MASCULINE

FEMININE

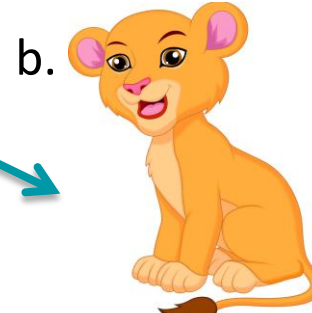
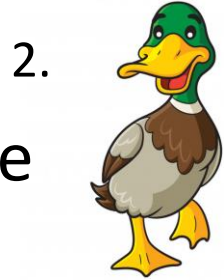
A word that is used to name a male person or animal is called a **male naming word.**

A word that is used to name a female person or animal is called a **female naming word.**

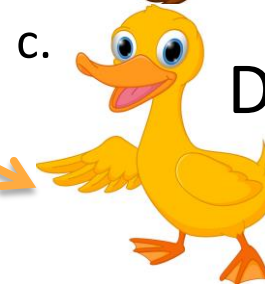
ORAL EXERCISE: Match the following



Woman




Lioness



Duck

ORAL EXERCISE: Name the female gender





bridegroom



bride



lioness

lion



prince



princess

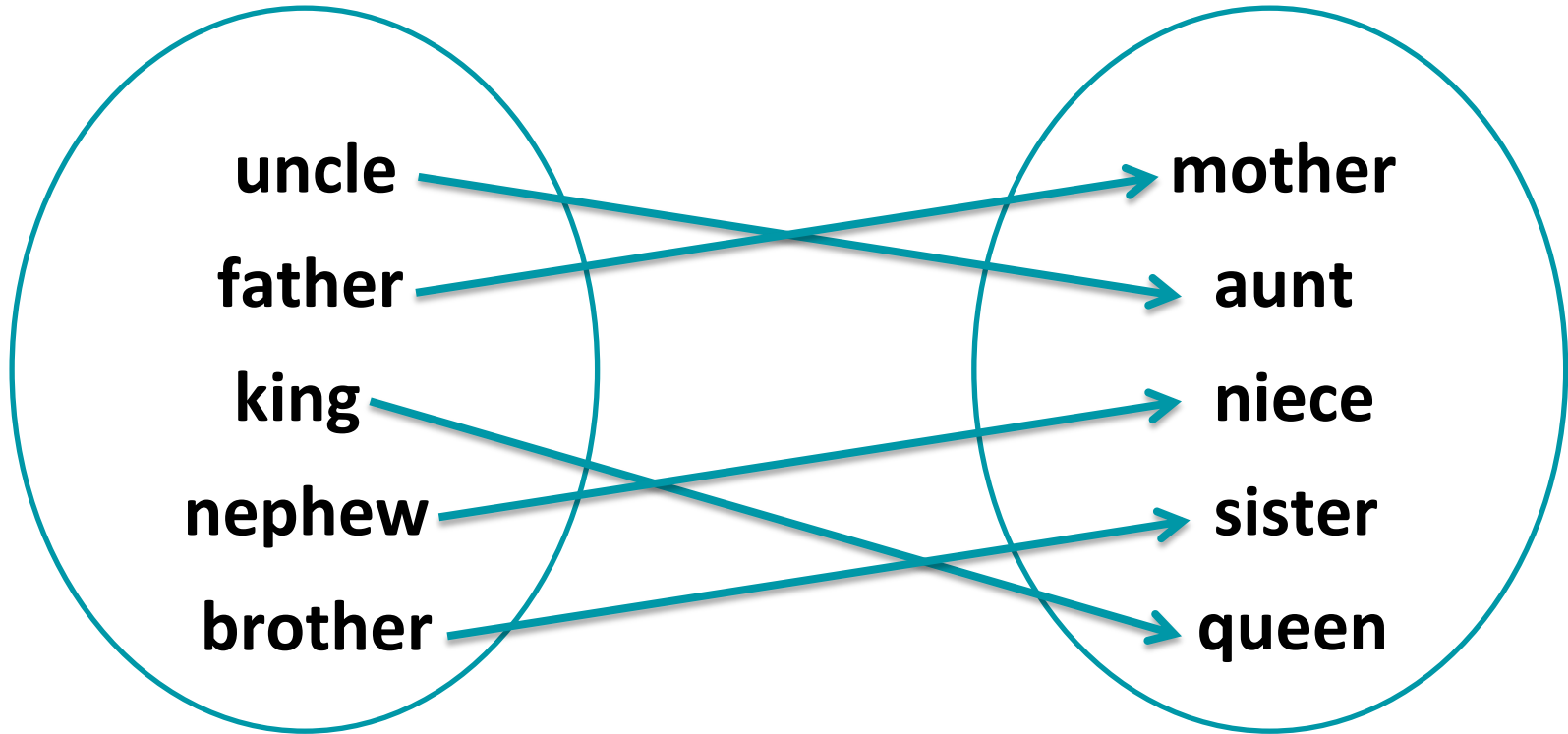


king



queen

1. Match the male naming words with their female naming words.



LEARNING OUTCOME:

The teacher asks some extra grammar questions related to the topic.

THANKING YOU
ODM EDUCATIONAL GROUP