

**SESSION : 13**

**CLASS : I**

**SUBJECT : ENGLISH GRAMMAR**

**CHAPTER NUMBER : 2**

**CHAPTER NAME : NAMING WORDS – EVERYDAY THINGS**

**SUBTOPIC : RECAPITULATION AND BOOK EXERCISE**

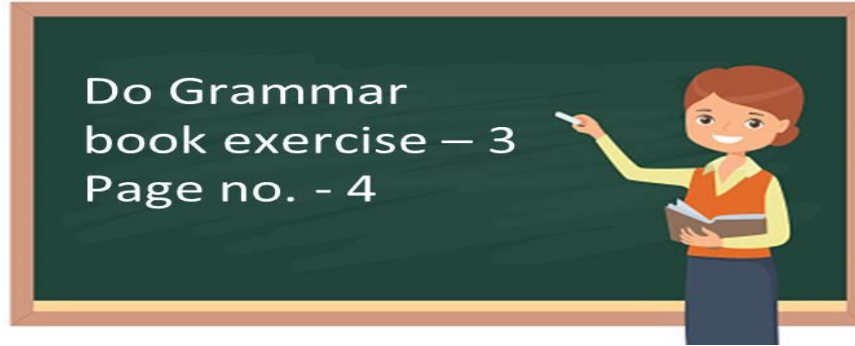
---

**CHANGING YOUR TOMORROW**

---



# HOMWORK



## 3. Use small letters to fill in the blanks:

a                                                    

                                                    j

k                                                    

                                                    t

u                                                        z

**CH- 2 NAMING WORDS: EVERYDAY THINGS**

What is a noun?

- A noun is the name of a person, place, animal or thing.

Examples of naming things:

book

table


spoon

glass


# NAMING WORDS

## NOUNS

### Naming People



### Naming Animals



### Naming Things



### Naming Places





# Let's Play

## READY TO ATTACK: RUN AND FIND



Pg - 6 1. What are the things that you use to keep yourself clean?  
Match the things with the body parts they are used for.



2. What are the things that you carry to school? Look at the pictures. Choose the names of the things from the box and write them in the space provided.

(a)



bag

(b)



book

(c)



bottle

(d)



eraser

(e)



sharpener

(f)



pencil

3. Read the following sentences and guess the things they describe.  
Then, write them in the spaces provided.

(a) It protects us from the rain.

u	m	b	r	e	l	l	a
---	---	---	---	---	---	---	---

(b) It tells us time.

c	l	o	c	k
---	---	---	---	---

(c) It is used to cut paper.

s	c	i	s	s	o	r	s
---	---	---	---	---	---	---	---

(d) It is used to colour pictures.

c	r	a	y	o	n	s
---	---	---	---	---	---	---

(e) It is used to throw garbage in.

d	u	s	t	b	i	n
---	---	---	---	---	---	---



## LEARNING OUTCOME:

The students learn to define and provide examples of **nouns** by identifying everyday things around them (e.g., door, desk)

**THANKING YOU**  
**ODM EDUCATIONAL GROUP**