

**SESSION : 15**  
**CLASS : I**  
**SUBJECT : ENGLISH**  
**CHAPTER NUMBER : 3**  
**CHAPTER NAME : GOING TO SCHOOL**  
**SUBTOPIC : ACTIVITY – A DAY AT SCHOOL**

---

**CHANGING YOUR TOMORROW**

---

## LEARNING OBJECTIVE :


The students enjoy the experience of a day at school.



# ACTIVITY - A DAY AT SCHOOL



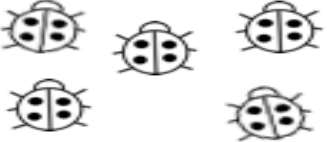






ROLL NO	CHARACTERS	DRESS CODE
1 – 5	ENGLISH TEACHERS	RED COLOUR
6 – 10	MATHS TEACHERS	BLUE COLOUR
11 – 16	ODIA TEACHERS	YELLOW COLOUR
17 – 21	HINDI TEACHERS	GREEN COLOUR
22 – 28	EVS TEACHERS	ORANGE COLOUR
29 – 35	PT TEACHERS	BLACK COLOUR
36 – 42	MUSIC TEACHERS	PINK/PURPLE COLOUR
43 - 50	DANCE TEACHERS	WHITE COLOUR

PERIOD – 1

SUBJECT – P.T



 **How Many?**   
Count. Write the number.

 <b>3</b>	 <b>1</b>	 <b>5</b>
 <b>1</b>	 <b>2</b>	 <b>3</b>
 <b>5</b>	 <b>4</b>	 <b>5</b>

PERIOD – 3

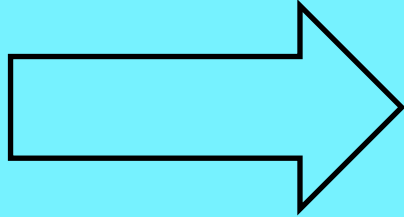
SUBJECT – MUSIC



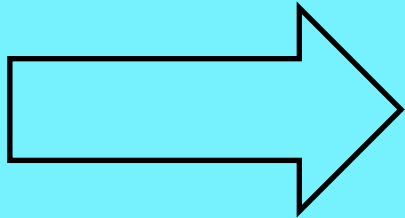
PERIOD – 4

SUBJECT – ODIA

ଝ



ଝା




















# BREAK TIME



Circle the picture on each line that has the same meaning as the word.

cat			
den			
pin			
box			
run			

रंगों को नाम से मिलाएं



लाल

नीला

हरा

काला

सतरंगी

PERIOD – 7

SUBJECT – DANCE



## LEARNING OUTCOME:

The students actively participate and experience the routine of a day at school.

**THANKING YOU**  
**ODM EDUCATIONAL GROUP**