

**SESSION : 6**

**CLASS : I**

**SUBJECT : ENGLISH**

**CHAPTER NUMBER : 6**

**CHAPTER NAME : CRAYONS**

**SUBTOPIC : VOCABULARY JUNCTION - SYNONYMS & ANTONYMS**

---

**CHANGING YOUR TOMORROW**

---

# Vocabulary Junction

Read the following line from the poem.

All shiny, straight and **new**.

The word **new** is the opposite of the word **old**. They are **antonyms**.

**Antonyms** are pairs of words that have opposite meanings.



This is a **big** house.




This is a **small** house.

**Big** and **small** are antonyms

**Synonym** is a word that has the same meaning as another word.

Elephant is a **big** animal.



Elephant is **huge** animal.

Ants are **small** insects.



An ant is a **tiny** insect.

## SYNONYMS:

## ANTONYMS:



fast      quick

tiny      small

close      shut

begin      start

glad      happy

easy      simple

happy      sad

clean      dirty

hot      cold

far      near

young      old

more      less



# I. Use the picture clues to write the antonyms of these words.

(a)



back



front

(b)



young



old

(c)



up




down

(d)



thin



thick

## II. Replace the underlined word with its antonym and rewrite the sentence.

(a) Her lunch box was empty.

Her lunch box was full.

(b) The class was noisy.

The class was silent.

(c) Mahesh is a tall boy.

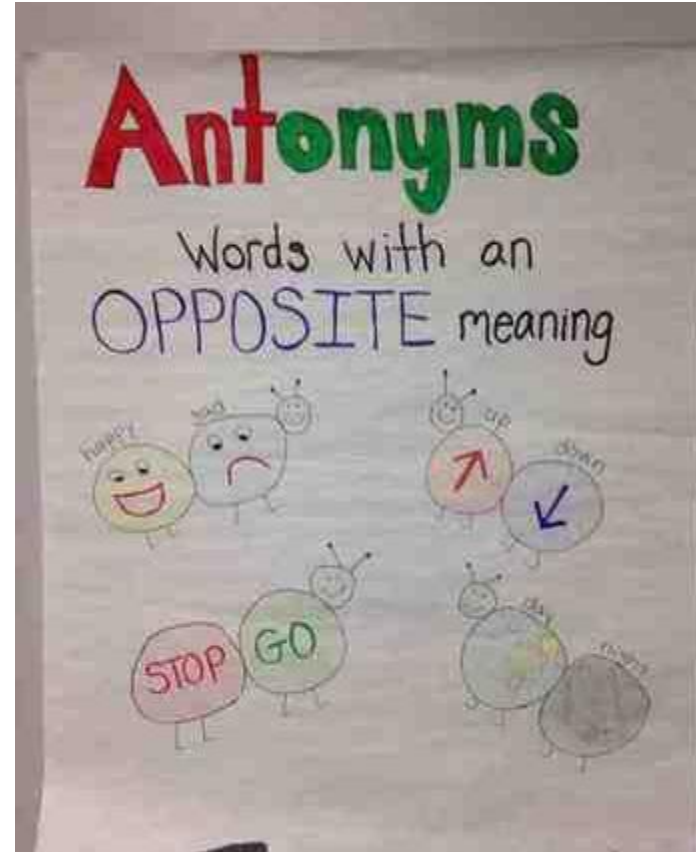
Mahesh is a short boy.

(d) The frog was very ugly.

The frog was very beautiful.

# ACTIVITY

1. Chart Paper
2. Crayons
3. Scale and pencil



## LEARNING OUTCOME:

The students understand about Antonyms and Synonyms, which help the children to expand their vocabulary.



**THANKING YOU**  
**ODM EDUCATIONAL GROUP**