

**SESSION : 9**  
**CLASS : II**  
**SUBJECT : ENGLISH**  
**CHAPTER NUMBER: 14**  
**CHAPTER NAME : PREPOSITIONS – UNDER, OVER, INSIDE,  
OUTSIDE, BELOW, AT, IN, ON**  
**SUBTOPIC : EXPLANATION OF INSIDE, OUTSIDE AND BOOK  
EXERCISE - 2 AND 3**

---

**CHANGING YOUR TOMORROW**

---

## LEARNING OBJECTIVE :

The students will learn about the prepositions, which tell us where a thing is.



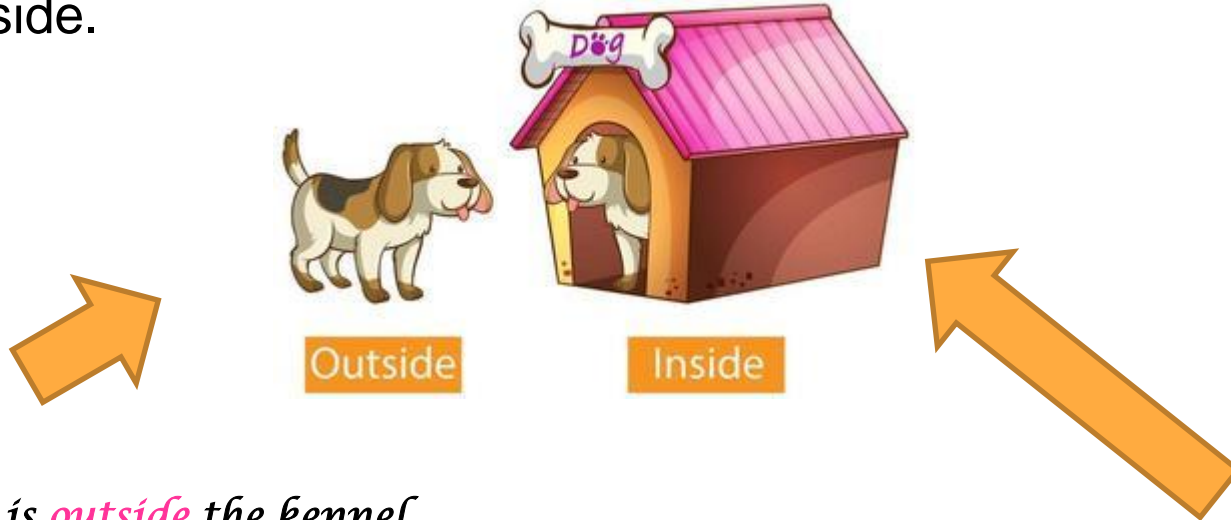
- Prepositions are words that show position and time in a sentence.**
- In** and **on** are prepositions of place and time.
- In** is also used to talk about a period of time such as days, years, months and seasons.
- On** is also used to talk about a day or date on which a particular event happens.
- At** is used to talk about specific time or place.
- Under** is used when someone or something is below something else.
- Over** is used when someone or something is above something else.
- Below** is used when something is kept/placed at a position lower than something else.

## Inside and outside:

**inside** is used to say about something is within something else.

**Outside** is used to say about something is out of something else. It is opposite of inside.

Example –



*This dog is **outside** the kennel.*

*That dog is **inside** the kennel.*




The boy is sitting *inside* the car.




The boy is standing *outside* his house.


## Look at the picture and fill in the blanks:

The ball is  in the box.

 The ball is on the box.

The ball is in front of the box. 

 The ball is between the boxes.

The ball is behind the box. 

## 2. Underline the preposition in the following sentences.

- a. The dog jumped over the fence.
- b. The puppy was hiding under the table.
- c. There was a bird outside the window.
- d. Sona will come home at 6 o'clock.
- e. I have karate classes on Monday and Wednesday every week.

**3. Write the correct preposition below each picture to show the position of Fluffy, the penguin. Choose the prepositions from the box below.**

inside

outside

under

over



over

---



under

---



inside

---



outside

---





**Do page - 61 Exercise 4 in Grammar Book.**

## LEARNING OUTCOME:

The students understand the topic *Preposition* and how to use it in a sentence.

Recognize prepositions and their objects.

**THANKING YOU**  
**ODM EDUCATIONAL GROUP**