

**SESSION : 7**  
**CLASS : II**  
**SUBJECT : ENGLISH**  
**CHAPTER NUMBER : 1**  
**CHAPTER NAME : STONE SOUP**  
**SUBTOPIC : WRITING JUNCTION**

---


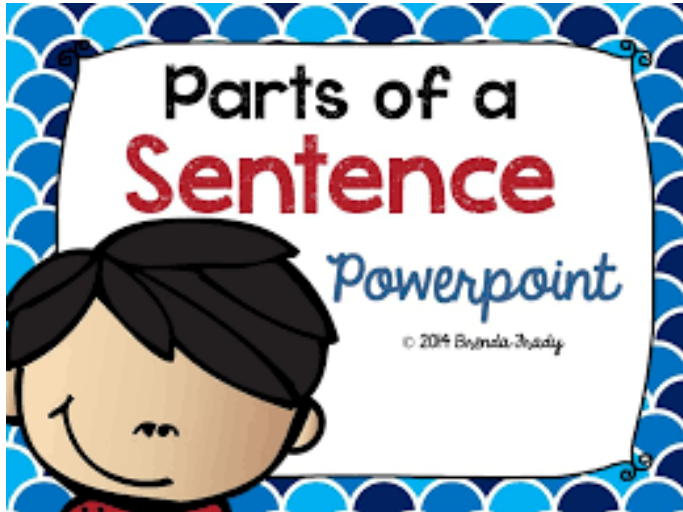
**CHANGING YOUR TOMORROW**

---

## LEARNING OBJECTIVE :

The learners will be able to use their creative skills while framing sentences

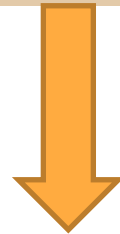
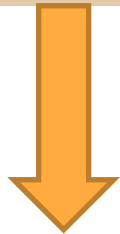
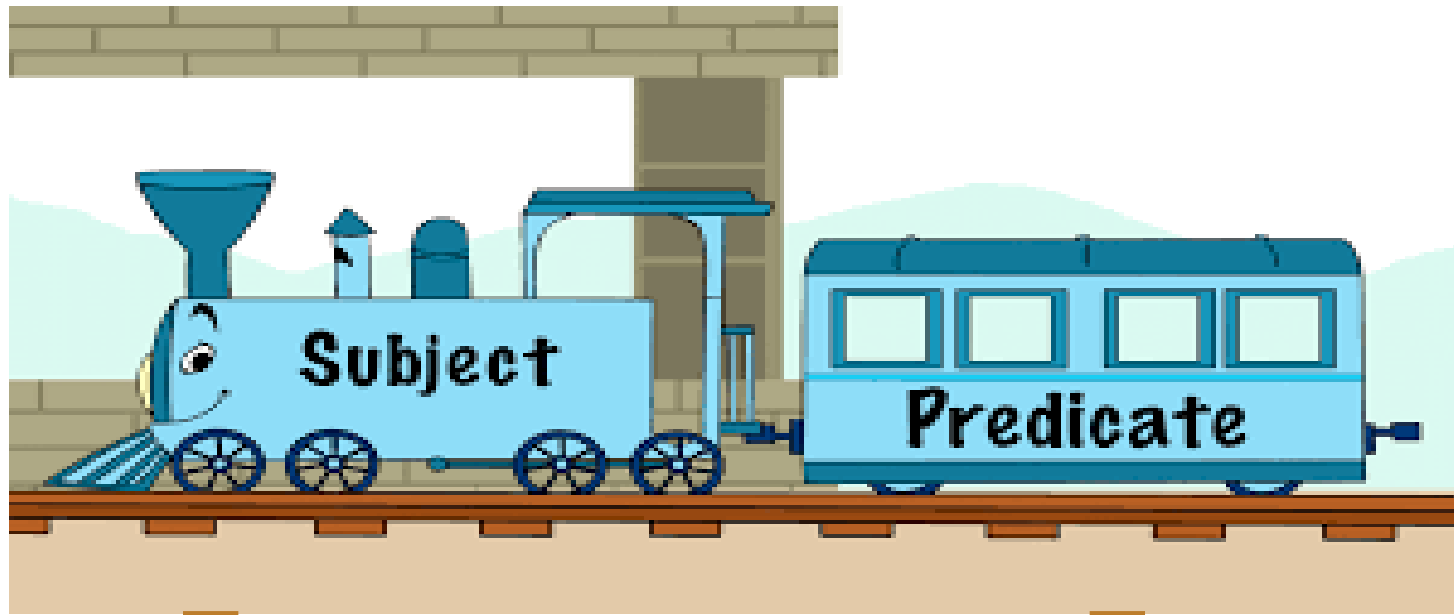
# Writing Junction



**Naming Part**  
the **WHO** or **WHAT** in a sentence  
**Tim** hugs his dog.  
Who?



**Telling Part**  
the **ACTION** or **WHAT HAPPENED** in a sentence  
**Pam** **swims in the pool.**  
Do it What?



**Naming part**

**Telling part**

**A sentence has two parts – a naming part and telling part. The naming part is a naming word. It says whom or what the sentence is about. The telling part tells us different things about the naming part.**

## Examples

Three travellers came to the village.

Three travellers came to the village.



**A villager** went home and came back with some carrots.

**Veda** filled it with water.



**Aman and Veda** are hungry.



<https://www.youtube.com/watch?v=gUU80F2QoqY>

Read the sentences. Circle the naming part and underline the telling part.

- a. Binny walks to school.
- b. Sheela drinks milk at night.
- c. The books are under the table.
- d. Hari likes to play football.
- e. My mother baked a cake on my birthday.



Look at the picture and match the naming part to the correct telling part:



a. The man	is near the slide.
b. One street lamp	is sitting on a bench.
c. The dog	are on the grass.
d. The children	are playing on the slide.
e. The pigeons	is sitting near the man.

## LEARNING OUTCOME:

The learners understand parts of sentence and frame sentences using simple words.

**THANKING YOU**  
**ODM EDUCATIONAL GROUP**