

SESSION : 3
CLASS : II
SUBJECT : ENGLISH
CHAPTER NUMBER : 2
CHAPTER NAME : USELESS THINGS
SUBTOPIC : SPELLINGS

CHANGING YOUR TOMORROW

LEARNING OBJECTIVE :

The learners will practice the difficult words given in the chapter.
It will enhance their quality of pronunciation.

C.W

Dt –

23.06.21

SPELLINGS:

Fill in the missing letters:

1. bea c h

2. ca n dy

3. hi v es

4. si g ht

Rearrange the jumbled words:

1. sacels - **scales**

2. dale - **lead**

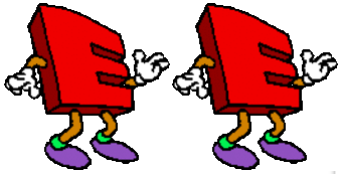
3. seehts - **sheets**

4. atorc- **actor**






Candy that isn't **sweet**
A bus without a **seat**




The letters “ee” in the word sweet and the letters “ea” in the word seat are pronounced in the same way.



Words like **reach**, **field**, **bee**, **key** have letters **ea**, **ie**, **ee** and **ey** are also pronounced in the same way as **long e** sound

They have different spellings, but have same vowel sound.



Read the words

ee	ea	ie	e	ey
queen	reach	field	he	key
tree	beach	chief	we	donkey
see	leaf	mischief	she	monkey
bee	creature	belief	me	money
free	peach	relief	even	honey
need	tea	movie	female	chimney
seek	beak	brief	legal	gooey
leek	team	piece	evil	hockey
cheek	dream	hygiene	be	valley
feet	cream	diesel	even	joey

Homework

Do book page -20

Complete the words with ee, ea, ie, or ey.



mon _____



donk _____



p _____



vall _____



b _____ ch



f _____ ld



qu _____ n



l _____ f

LEARNING OUTCOME:

The learners can easily remember the spellings of the difficult words.

They learn proper pronunciation of various words.

THANKING YOU
ODM EDUCATIONAL GROUP