

SESSION : 5
CLASS : II
SUBJECT : ENGLISH
CHAPTER NUMBER: 5
CHAPTER NAME : THE ELVES AND THE SHOEMAKER
SUBTOPIC : BOOK EXERCISE AND PHONICS JUNCTION

CHANGING YOUR TOMORROW

LEARNING OBJECTIVE :

The students will recapitulate the story.

They will inculcate the values of being grateful and thankful to those who help them.

They will brainstorm for the correct answers.

They learn the diagraph 'oi' and 'oy' sound.

Elves And The Shoe Maker



CH – 5

THE ELVES AND THE SHOEMAKER

Word Basket:

1. workbench


2. leather

3. scissors

4. snip snap

5. sew

6. wondered



CH – 5

THE ELVES AND THE SHOEMAKER

Word Basket:

7. stitch



8. queued



9. surprise



10. elves



11. worn out



12. whispered



13. delighted



1. Number the events in the order in which they happened in the story

- a. When the clock struck 12 two tiny elves climbed in through the window . 4
- b. The shoemaker's wife stitched two new sets of clothes and boots for the elves . 5
- c. The shoemaker felt tired . 1
- d. The elves were delighted to see the new clothes . 6
- e. He went to the market and bought leather of different colours . 3
- f. The next morning the Shoemaker woke up and went to his workbench 2



Phonics Junction



The **boy** is dancing with **joy**.

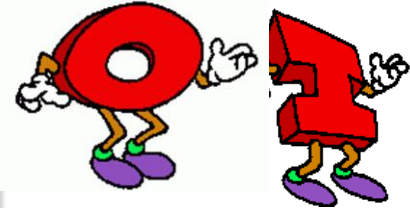

Boil the water and drink.

She took out a **coin** out of her bag.

They **enjoy** the movie.

The words **boy**, **joy**, **enjoy** make oy sound.

The words **boil**, **coin** make same oy sound but its written different.



Let us read these words aloud.

oi	oy
oil	boy
soil	toy
join	joy
foil	coy
coin	enjoy
noise	annoy



oi



oy

The Elves and the Shoemaker



1. Fill in the blanks with words having oi or oy to complete the sentences. Read the words aloud.


(a) The boy is playing with his toy.



(b) Please boil an egg for me.



(c) Draw the diagram using a pencil with a sharp point.



(d) You need good soil to grow a plant.



2. The elf is about to perform a magic trick. Listen to the words that come out of the pot and write the words with oy sound.

1. Coin
2. Voice
3. Noise
4. Enjoy
5. Annoy
6. Soy



HOMework

Prepare to speak a few sentences or a short story on 'Elves'.

LEARNING OUTCOME:

- Students are able to know the value of being grateful.
- They learn some new words.
- They are able to find answers to the questions.
- They gain knowledge of 'oy' sound words.

THANKING YOU
ODM EDUCATIONAL GROUP