

SESSION : 7

CLASS : 2

SUBJECT : EVS

CHAPTER NUMBER: 2

CHAPTER NAME : HOW MY BODY WORKS

**SUB TOPIC : TEXTUAL QUESTION- MATCH THE
FOLLOWINGS, ONE WORD ANSWER, WORD GRID AND
NAME THE PICTURES**

CHANGING YOUR TOMORROW

Learning Objective:-

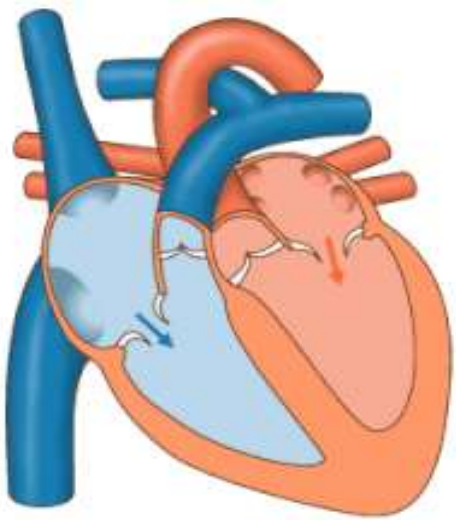
☐ The students will be able to know about the textual question and answer.



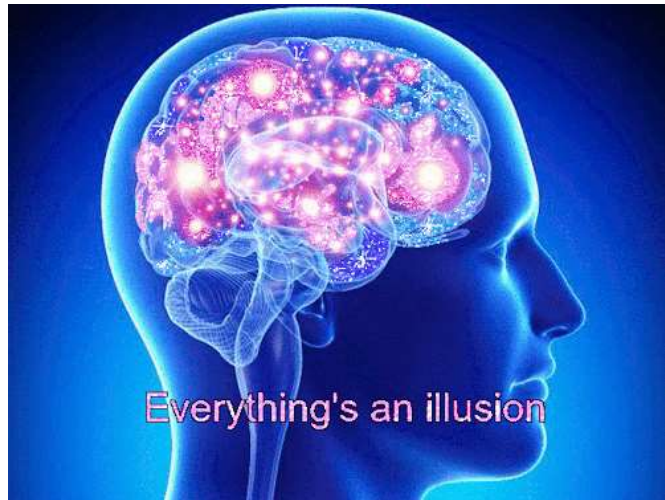


Word grid :-

A	S	L	E	G	S	B	S
V	T	U	H	E	A	R	T
F	O	N	E	C	E	A	O
E	N	G	H	B	A	I	M
Z	G	S	A	U	R	N	A
R	U	E	Y	E	S	P	C
H	E	A	D	Q	T	N	H
A	R	B	S	N	O	S	E



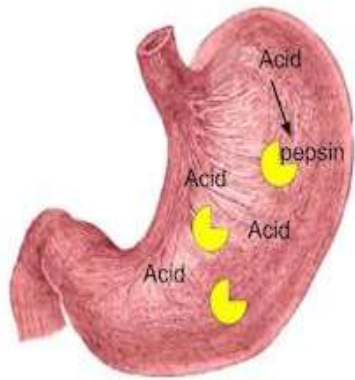
HEART



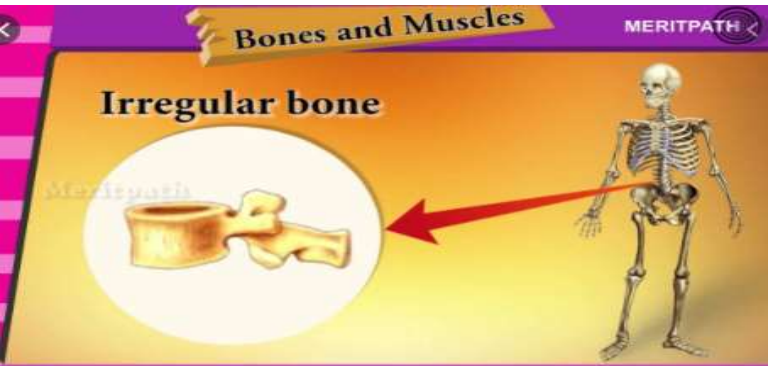
Everything's an illusion



BRAIN



STOMACH



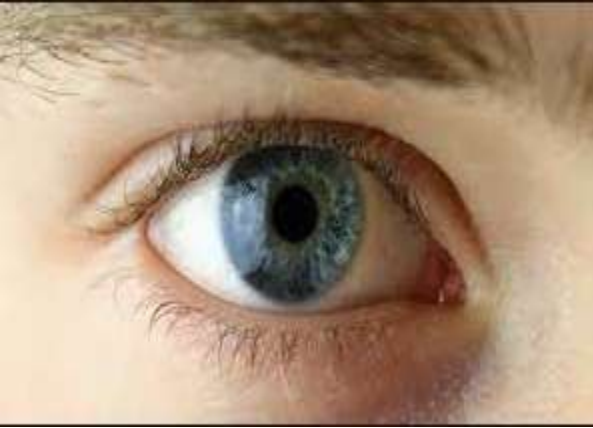
BONES



LUNGS



TONGUE



INTERNAL ORGANS :-

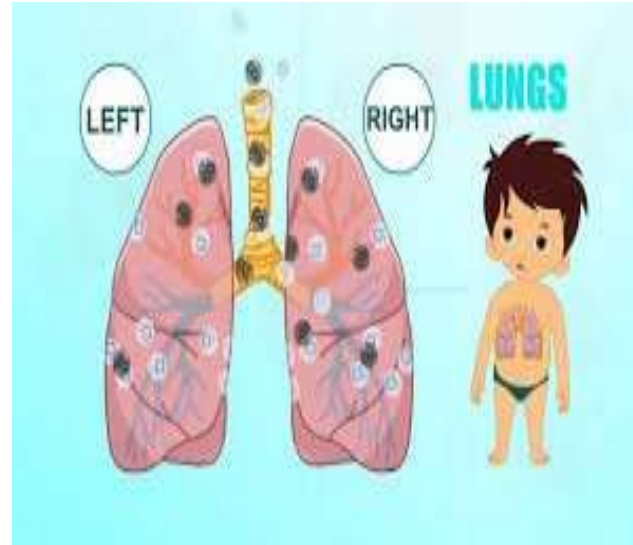


BRAIN :-



The Brain helps us to think

LUNGS :-



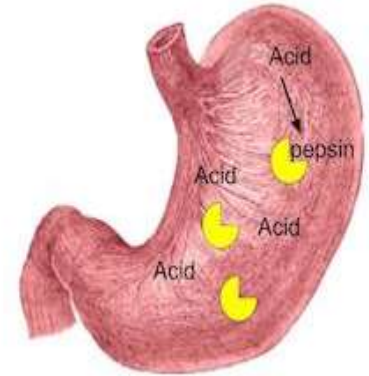
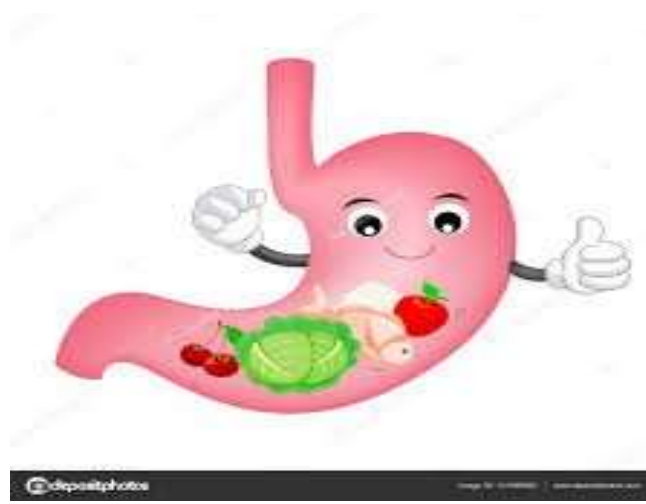
The Lungs helps us to breathe

HEART :-



The Heart pumps blood to all parts of the body

STOMACH :-



Our stomach breaks down the food into simple substances.

BONES :-



Bones give shapes to our body.

C.W MATCH THE FOLLOWINGS :-

A

The stomach

The heart

The lungs

The brain

B

help us breathe

helps us think

pumps blood

digests food



One word answer :-

- a) It helps us to breathe-
- b) It helps us to see-
- c) It helps us to digest food-
- d) It helps to pump blood to our body-



One word answer :-

- a) It helps us to breathe- Lungs
- b) It helps us to see- Eyes
- c) It helps us to digest food- Stomach
- d) It helps to pump blood to our body-
Heart



DIARY WORK :-

CW → Textual Questions

HW → Paste the pictures of internal organs and write their names in scrapbook



Learning Outcome:-

☐ The students will be able to practice all the textual Q/A.



THANKING YOU
ODM EDUCATIONAL GROUP