

CLASS : 2
SESSION NO. : 1
SUBJECT : MATHEMATICS
TOPIC: CH-2 NUMBERS
SUB TOPIC: ASCENDING ORDER AND DESCENDING ORDER.


CHANGING YOUR TOMORROW




Learning objective:-

Students will be able to arrange the 3-digits numbers in ascending order and descending order.


Arrange in ascending order.




6 3 7 637



3 7 1 371






1 6 7 167



3 8 8 388

Arrange in descending order.



637

376

673

367

763

Ascending order:- Arrangement of numbers from smallest to greatest is called the ascending order.

Descending order:-Arrangement of numbers from greatest to smallest is called descending order.



Exercise

A. Write in ascending order.

1. 125, 236, 447, 698

Ans- 125, 236, 447, 698

2. 237, 872, 143, 662

Ans- 143, 237, 662, 872

3. 334, 122, 568, 22

Ans- 22, 122, 334, 568

4. 630, 530, 730, 930

Ans- 530, 630, 730, 930

B. Write in descending order.

1. 123, 448, 63, 817

Ans-817, 448, 123, 63

2. 562, 437, 763, 444

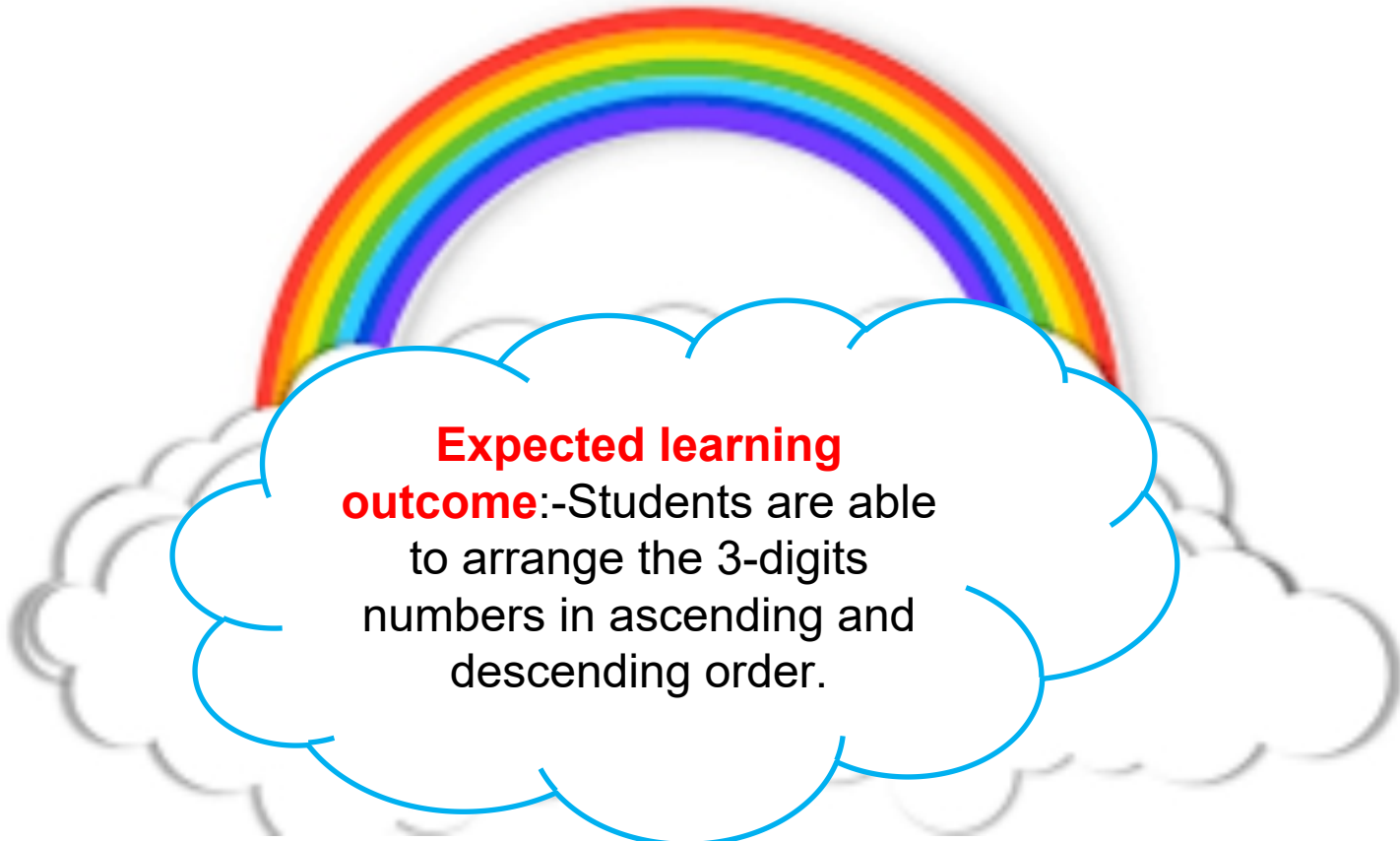
Ans- 763, 562, 444, 437

3. 413, 431, 134, 143

Ans-431, 413, 143, 134

4. 950, 924, 550, 657

Ans-950, 924, 657, 550



Expected learning outcome:-Students are able to arrange the 3-digits numbers in ascending and descending order.

SUB	HOME ASSIGNMENT
Mathematics	<hr/>

KULFY



BYE

THANKING YOU
ODM EDUCATIONAL GROUP