

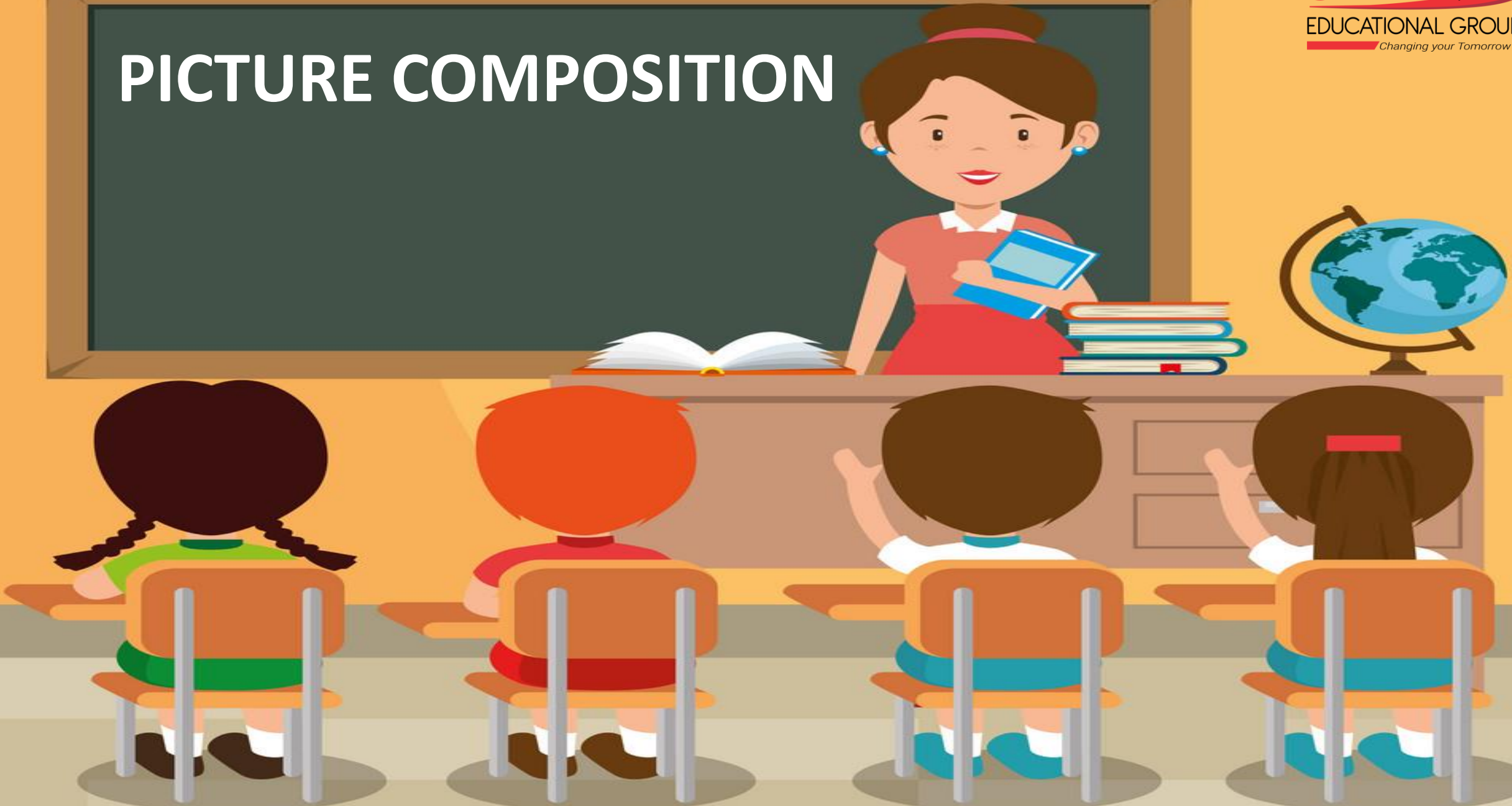
SESSION : 28
CLASS : III
SUBJECT : ENGLISH
CHAPTER NUMBER: 14
CHAPTER NAME : COULD
SUBTOPIC : Picture Composition
(Recapitulation)

CHANGING YOUR TOMORROW

LEARNING OBJECTIVE :

- **The students will be able to describe and observe details in the given pictures and form a story.**

PICTURE COMPOSITION



Let's Recapitulate

What is picture composition?

- Picture + Composition
- Picture composition is a composition prepared based on a given picture in order to describe it.



**A PICTURE IS
WORTH A
THOUSAND WORDS**

PARTS OF A COMPOSITION

BEGINNING

- Observe the time and place in which the story takes place.
- Note the main character of the story and introduce them.

MIDDLE

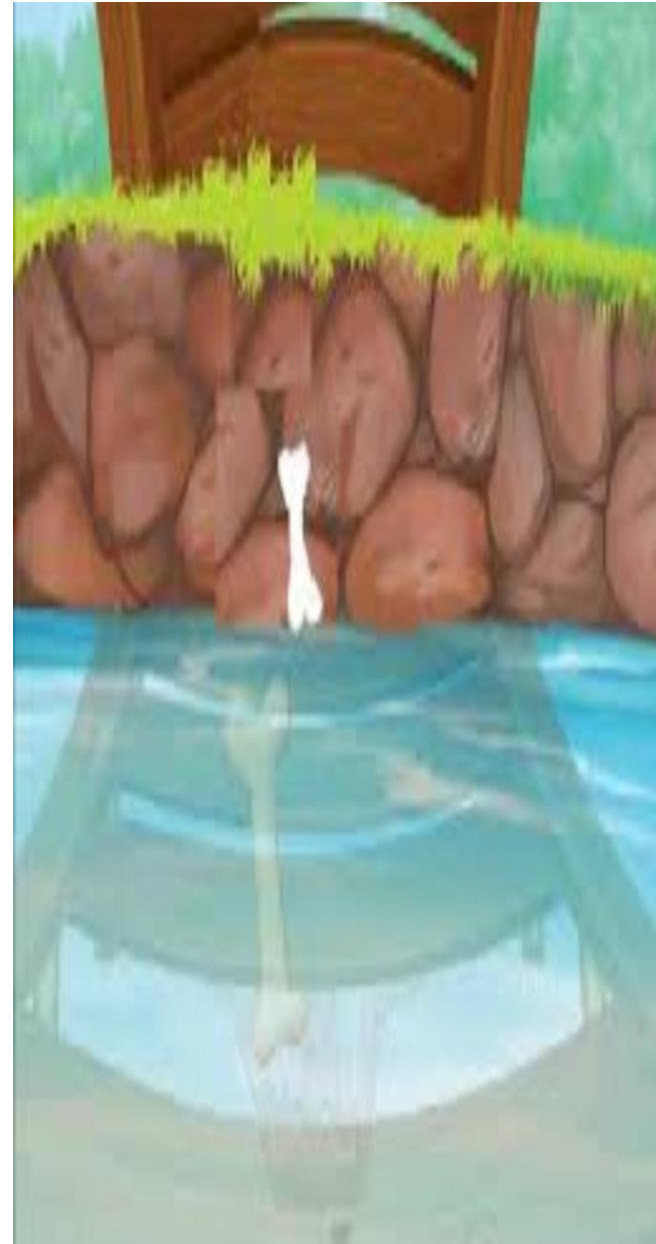
- What the story is about?



END

- End must be connected with the beginning and middle of the story.



Now..look at the pictures and form a story.





Once there was a dog who wandered the streets night and day in search of food. One day, he found a big juicy bone and he immediately grabbed it between his mouth and took it home.

On his way home, he crossed a river and saw another dog who also had a bone in its mouth. He wanted that bone for himself too.

But as he opened his mouth, the bone he was biting fell into the river and sank. That night, he went home hungry.

LEARNING OUTCOME:

- **The students are able to describe the details in the given pictures and form a story.**

THANKING YOU
ODM EDUCATIONAL GROUP