

SESSION : 2
CLASS : 3
SUBJECT : MATHEMATICS
CHAPTER NUMBER: 9
CHAPTER NAME : DATA HANDLING
SUBTOPIC : HOW TO READ A TABLE

CHANGING YOUR TOMORROW

DATA HANDLING

HOW TO READ A TABLE

RECAPITULATION

A vegetable seller has the following vegetables in his cart. Help him by counting the vegetables. Write the number correctly in the list.



DATA HANDLING

HOW TO READ A TABLE

RECAPITULATION

Q1. Count the vegetables and write the correct number in the list below.

brinjal	10
pumpkin	9
tomato	5
cauliflower	6
Bell pepper	7
onion	2

Look at the list above and answer the following.

1. Which vegetable is the most in number?

brinjal

2. Which vegetable is the least in number?

onion

3. How many vegetables are there in all?

39

4. How many less tomatoes than pumpkins are there?

4

5. How many more brinjals than onions are there?

8

DATA HANDLING

HOW TO READ A TABLE

After data is collected, the information of the data can be represented in many ways. When pictures or symbols are used to represent the information, such a representation is known as pictorial representation or pictograph.

DATA HANDLING

HOW TO READ A TABLE









A table can be read from left to right or from top to bottom. If you read a table across the row, you read the information from left to right.

DATA HANDLING

HOW TO READ A TABLE

For data to be meaningful and useful the items of data must be gathered or captured and recorded in a systematic manner. This is referred to as data handling. Data handling may be as simple as orderly recording on a sheet of paper or the completion of entry forms on a computer screen.

Favorite Fruit

fruit	votes
	
	
	
	

1 vote = 

DATA HANDLING

HOW TO READ A TABLE





**Exercise-9 B Q. No A and B
book page - 116, 117
in the notebook.**



DATA HANDLING

HOW TO READ A TABLE

A. Ziya observed how her friends come to school. She listed her findings in the table given below.

Car	
Bike	
Cycle	
Rickshaw	

DATA HANDLING

HOW TO READ A TABLE

1. What are the different modes of travelling of her friends?

Ans. Car, Bike, Cycle, Rickshaw

2. Which way of travelling was preferred by most of her friends?

Ans. Car

3. How many of her friends come by rickshaw?

Ans. 1

DATA HANDLING

HOW TO READ A TABLE

4. How many friends does she have?

Ans. 10

5. How many of her friends come to school by car and bike altogether?

Ans. 6

6. How many of her friends come by cycle?




Ans. 3

DATA HANDLING

HOW TO READ A TABLE

B. Observe the given pictograph and answer the questions that follow.



Cat	
Rat	
Dog	
Elephant	

DATA HANDLING

HOW TO READ A TABLE

1. How many cats are there?

Ans. 7

2. How many cats and rats are there altogether?

Ans. 12

3. How many elephants are there?

Ans. 2

DATA HANDLING

HOW TO READ A TABLE

4. How many dogs are there?

Ans. 4

5. How many animals are there altogether?

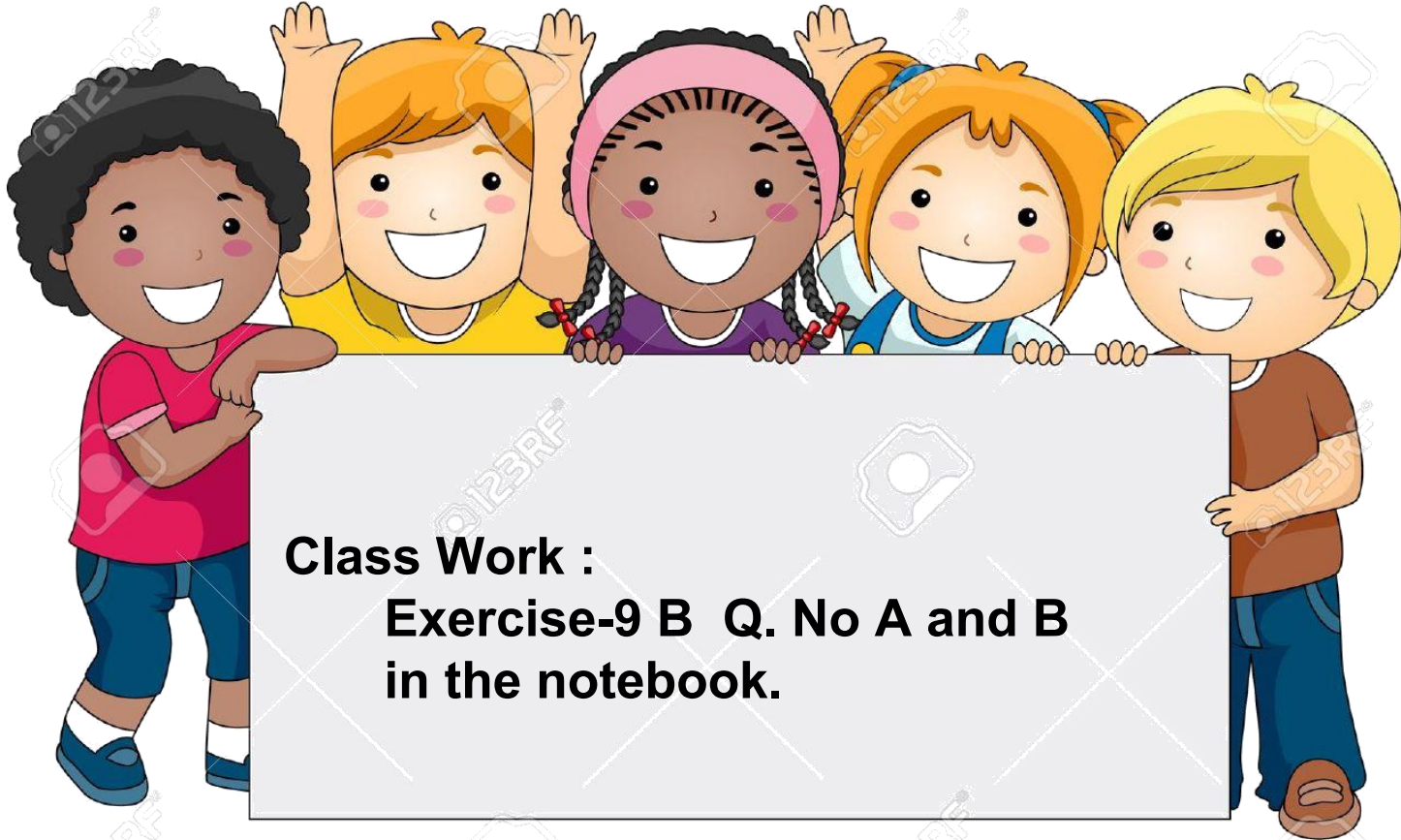
Ans. 18

6. Name the animal that is more in numbers?

Ans. Cat

DATA HANDLING

HOW TO READ A TABLE



LEARNING OUTCOME:

Children will be able to read the table and interpret them. Develop intellectual skills. With this type of learning outcome, the learner will understand concepts, rules or procedures. Develop cognitive strategy. In this type of learning outcome, the learner uses personal strategies to think, organize, learn and behave. Be able to encompass real-world situations and assist in developing critical thinking skills.

THANKING YOU
ODM EDUCATIONAL GROUP