

**SESSION : 1**

**CLASS : 3**

**SUBJECT : MATHEMATICS**

**CHAPTER NUMBER: 8**

**CHAPTER NAME : MEASUREMENT**

**SUBTOPIC : CONVERSION OF METRES INTO CENTIMETRES**

---

**CHANGING YOUR TOMORROW**

---

# MEASUREMENT

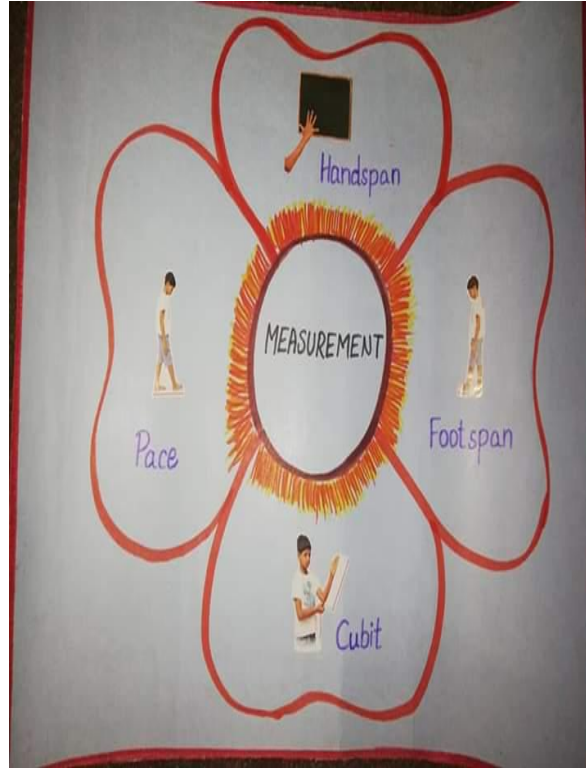
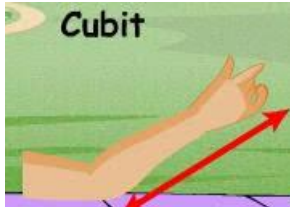
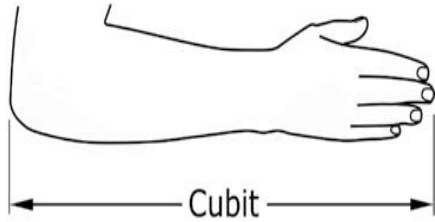
## CONVERSION OF METRES INTO CENTIMETRES



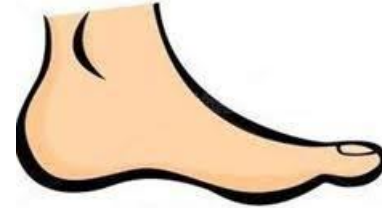
**Non-standard units were used in olden days and by the children to learn the concept of measurement without reading any scales. Some examples are as follows:**

# MEASUREMENT

## CONVERSION OF METRES INTO CENTIMETRES



**Handspan**




**Footspan**

# MEASUREMENT

## CONVERSION OF METRES INTO CENTIMETRES

### What is Length?

Length is the term used for identifying the size of an object or distance from one point to another. Length is a measure of how long an object is or the distance between two points.



### Measuring Tape

# MEASUREMENT

## CONVERSION OF METRES INTO CENTIMETRES

### IMPORTANT POINTS TO REMEMBER

1. Non-standard Units of Length: fingers, hand span, cubit, pace etc.
2. The smaller unit of length is centimetre. We denote 'centimetre' by 'cm'.  
Length of line segments, length of a pencil, length of a paper etc.
3. Standard Unit of Length is metre. We denote 'metre' by 'm'.  
Length of a wall, height of a pole, length of a cloth etc.

# MEASUREMENT

## CONVERSION OF METRES INTO CENTIMETRES

4. The bigger unit of length is kilometre. We denote 'kilometre' by 'km'.  
Distance between two places or two cities.

5. The smallest unit of length is millimetre. We denote 'millimetre' by 'mm'.

6. 1 kilometer = 1000 metres, 1 km = 1000 m

7. 1 meter = 100 centimetres, 1 m = 100 cm

8. 1 centimetre = 10 millimetres , 1 cm = 10 mm

# MEASUREMENT

## CONVERSION OF METRES INTO CENTIMETRES



1 metre (m) = 100 centimetres (cm)



To convert 'metres' into  
'centimetres' we multiply  
with 100

# MEASUREMENT

## CONVERSION OF METRES INTO CENTIMETRES

1 centimetre (cm) = 10 millimetres (m)



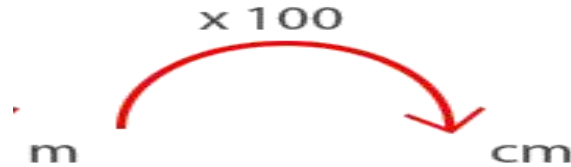
To convert 'centimetres'  
into 'millimetres' we  
multiply with 10





# MEASUREMENT

## CONVERSION OF METRES INTO CENTIMETRES



**For example:**

1) 15 m

$$= 15 \text{ m} \times 100$$

$$= 1500 \text{ cm}$$

2) 42 m 5 cm

$$42 \text{ m} = 42 \text{ m} \times 100 = 4200 \text{ cm}$$

$$42 \text{ m } 5 \text{ cm} = 4200 \text{ cm} + 5 \text{ cm} = 4205 \text{ cm}$$

# MEASUREMENT

## CONVERSION OF METRES INTO CENTIMETRES

### REMEMBER

**Standard Unit  
of Length is  
metre.**

**We denote 'metre'  
by 'm', 'centimetre'  
by 'cm' and  
'millimetre' by 'mm'.**

# MEASUREMENT

## CONVERSION OF METRES INTO CENTIMETRES

**Exercise - 8 A Q. No A 1 to 10  
book page - 105  
in the notebook.**



# MEASUREMENT

## CONVERSION OF METRES INTO CENTIMETRES

Convert the following into centimetres.

1) 4 m

$$= 4 \times 100$$

$$= 400 \text{ cm}$$

2) 6.5 m

6 m 50 cm

$$6 \text{ m} = 6 \times 100 = 600 \text{ cm}$$

$$6.5 \text{ m} = 600 \text{ cm} + 50 \text{ cm} = 650 \text{ cm}$$

# MEASUREMENT

## CONVERSION OF METRES INTO CENTIMETRES

3) 25 m

$$= 25 \times 100$$

$$= 2500 \text{ cm}$$

4) 34 m

$$= 34 \times 100$$

$$= 3400 \text{ cm}$$

# MEASUREMENT

## CONVERSION OF METRES INTO CENTIMETRES

$$5) 37 \text{ m}$$

$$= 37 \times 100$$

$$= 3700 \text{ cm}$$

$$6) 64 \text{ m}$$

$$= 64 \times 100$$

$$= 6400 \text{ cm}$$

# MEASUREMENT

## CONVERSION OF METRES INTO CENTIMETRES

7) 83 m

$$= 83 \times 100$$

$$= 8300 \text{ cm}$$

8) 1 m 30 cm

$$1 \text{ m} = 1 \times 100 = 100 \text{ cm}$$

$$1 \text{ m } 30 \text{ cm} = 100 \text{ cm} + 30 \text{ cm} = 130 \text{ cm}$$

# MEASUREMENT

## CONVERSION OF METRES INTO CENTIMETRES

9) 6 m 28 cm

$$6 \text{ m} = 6 \times 100 = 600 \text{ cm}$$

$$6 \text{ m } 28 \text{ cm} = 600 \text{ cm} + 28 \text{ cm} = 628 \text{ cm}$$

10) 14 m 30 cm

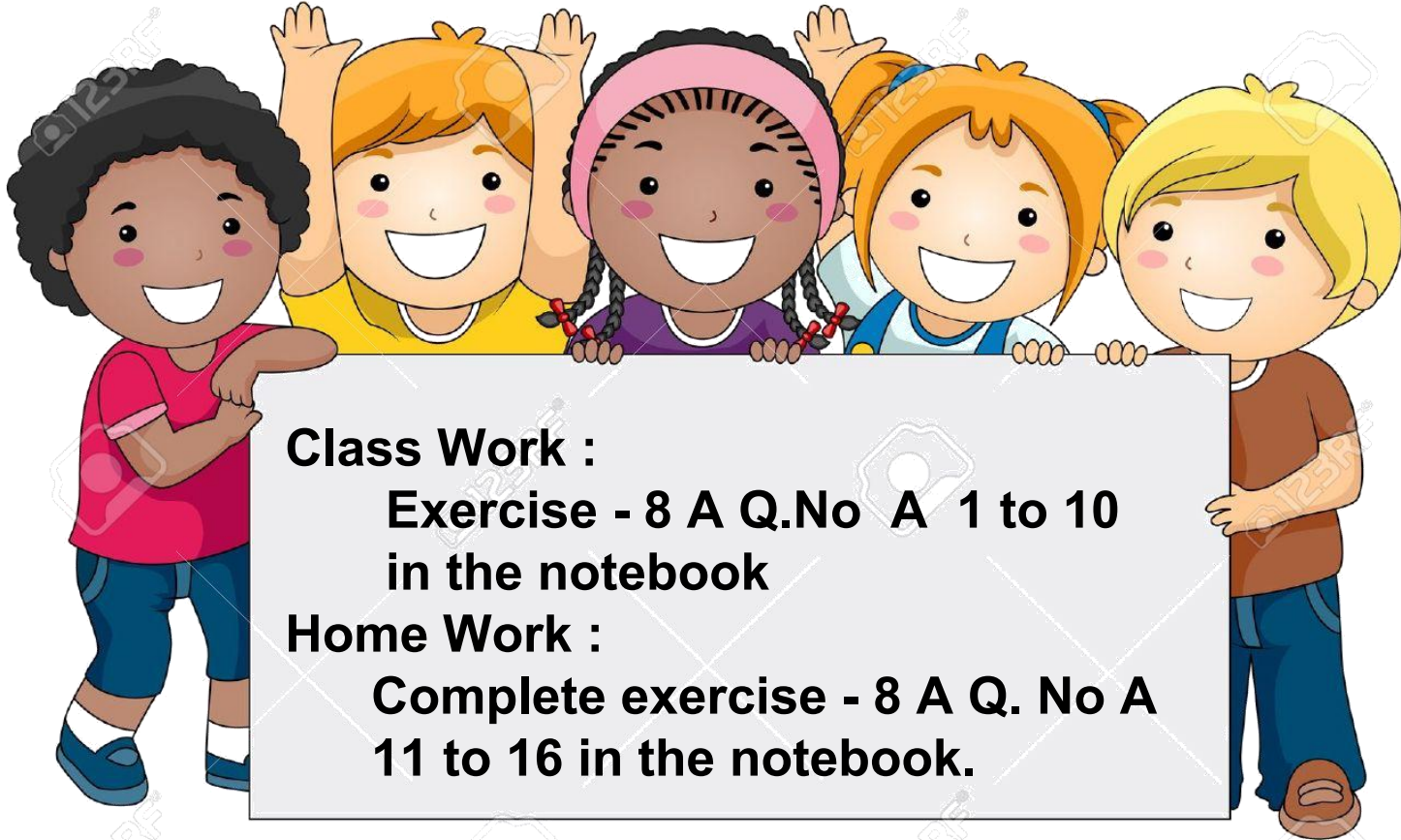
$$14 \text{ m} = 14 \times 100 = 1400 \text{ cm}$$

$$14 \text{ m } 30 \text{ cm} = 1400 \text{ cm} + 30 \text{ cm} = 1430 \text{ cm}$$



# MEASUREMENT

## CONVERSION OF METRES INTO CENTIMETRES



## LEARNING OUTCOME:

**Children will be able to estimate the length and distance. Use standard units like centimetres or metres to estimate the length and distance. Also identify the relationship between centimetres and metres. Measure the length of objects in their surroundings by using scales.**

**THANKING YOU**  
**ODM EDUCATIONAL GROUP**