

SESSION : 7

CLASS : 3

SUBJECT : MATHEMATICS

CHAPTER NUMBER: 6

CHAPTER NAME : DIVISION

SUBTOPIC : DIVISION OF 4-DIGIT NUMBERS

CHANGING YOUR TOMORROW

LEARNING OBJECTIVE :


Children will :

- *Determine that division is dividing objects into equal groups.**
- *Explain the steps of Division.**
- *Solve problems using Division.**
- *Be able to use equal groups, drawings, and measurement quantities to solve division problems.**
- *Will construct solutions to solve simple division problems, and will be able to explain and defend how they generated answers for division problems.**

DIVISION

DIVISION OF 4-DIGIT NUMBERS

Do you know what is the
symbol or sign of
DIVISION



DIVISION

DIVISION OF 4-DIGIT NUMBERS

Let us recapitulate:

$$1) 4 \div 2 = Q = 2, R = 1 \quad 2) 9 \div 4 = Q = 2, R = 1$$

$$\begin{array}{r} 2 \longrightarrow Q \\ \underline{2} \overline{) 4} \\ \underline{4} \\ 0 \longrightarrow R \end{array}$$

$$\begin{array}{r} 2 \longrightarrow Q \\ \underline{4} \overline{) 9} \\ \underline{8} \\ 1 \longrightarrow R \end{array}$$

DIVISION

DIVISION OF 4-DIGIT NUMBERS

3) $55 \div 5$ $Q = 11, R = 0$

$$\begin{array}{r} 11 \rightarrow Q \\ 5 \overline{) 55} \\ \underline{5} \\ 05 \\ \underline{5} \\ 0 \rightarrow R \end{array}$$

4) $75 \div 8$ $Q = 9, R = 3$

$$\begin{array}{r} 9 \rightarrow Q \\ 8 \overline{) 75} \\ \underline{72} \\ 3 \rightarrow R \end{array}$$

DIVISION

DIVISION OF 4-DIGIT NUMBERS

DIVISION :

$$75 \div 3 = 25$$

DIVIDEND **DIVISOR** **QUOTIENT**

QUOTIENT

DIVISOR | **DIVIDEND**

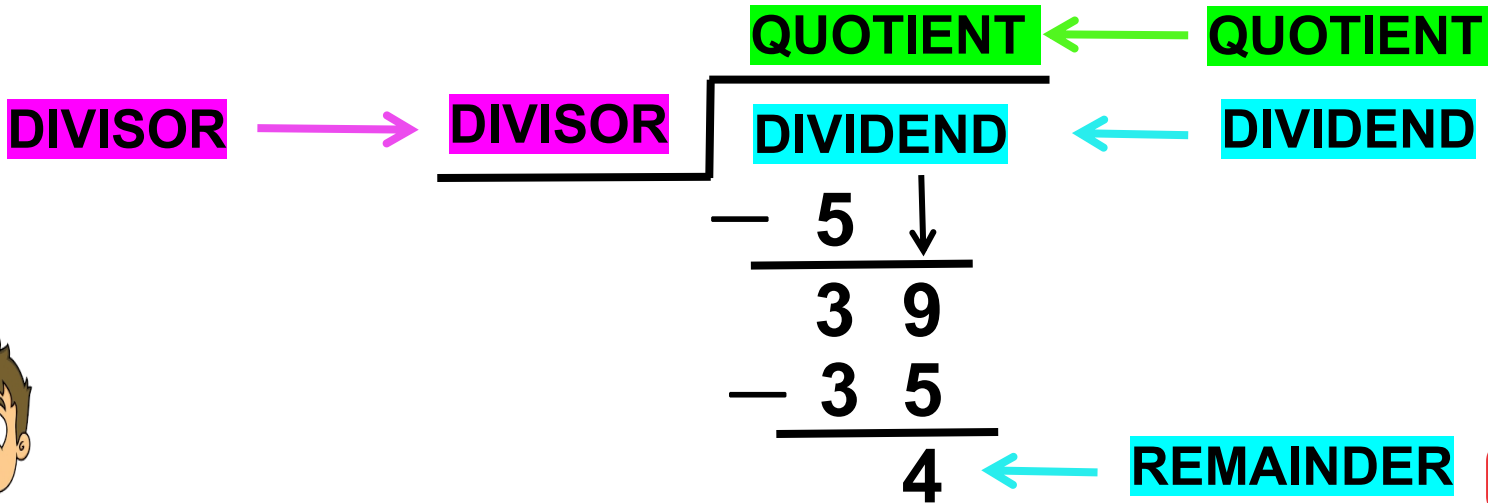


DIVISION

DIVISION OF 4-DIGIT NUMBERS

DIVISION :

$$89 \div 5 \quad Q = 17, R = 4$$



DIVISION

DIVISION OF 4-DIGIT NUMBERS



Division involves 5 steps:

STEP 1: D - DIVIDE \div

STEP 2: M - MULTIPLY \times

STEP 3: S - SUBTRACT $-$

STEP 4: B - BRING DOWN \downarrow

STEP 5: R - REPEAT or
REMAINDER



DIVISION

DIVISION OF 4-DIGIT NUMBERS

Let us understand through examples: 3-digit by 1-digit

$$847 \div 7 \quad Q = 121, R = 0$$

$$\begin{array}{r} 121 \longrightarrow Q \\ \underline{7 \overline{) 847}} \\ \underline{-7} \\ 14 \\ \underline{-14} \\ 07 \\ \underline{-7} \\ 0 \longrightarrow R \end{array}$$

$$414 \div 6 \quad Q = 69, R = 0$$

$$\begin{array}{r} 69 \longrightarrow Q \\ \underline{6 \overline{) 414}} \\ \underline{-36} \\ 54 \\ \underline{-54} \\ 0 \longrightarrow R \end{array}$$

DIVISION

DIVISION OF 4-DIGIT NUMBERS

$$987 \div 8 \quad Q = 123, R = 3$$

$$\begin{array}{r} 123 \rightarrow Q \\ 8 \overline{) 987} \\ \underline{- 8} \\ 18 \\ \underline{- 16} \\ 27 \\ \underline{- 24} \\ 3 \rightarrow R \end{array}$$

$$745 \div 9 \quad Q = 82, R = 7$$

$$\begin{array}{r} 82 \rightarrow Q \\ 9 \overline{) 745} \\ \underline{- 72} \\ 25 \\ \underline{- 18} \\ 7 \rightarrow R \end{array}$$

DIVISION

DIVISION OF 4-DIGIT NUMBERS

Let us see some more examples: 4-digit by 1-digit

$$7560 \div 5$$

$$Q = 1512, R = 0$$

$$\begin{array}{r} 1512 \rightarrow Q \\ \underline{5 \overline{) 7560}} \\ \underline{5} \\ 25 \\ \underline{25} \\ 06 \\ \underline{5} \\ 10 \\ \underline{10} \\ 0 \rightarrow R \end{array}$$

DIVISION

DIVISION OF 4-DIGIT NUMBERS

$$9459 \div 7$$

$$Q = 1351, R = 2$$

$$\begin{array}{r} 1351 \rightarrow Q \\ 7 \overline{) 9459} \\ \underline{7} \\ 24 \\ \underline{21} \\ 35 \\ \underline{35} \\ 09 \\ \underline{07} \\ 2 \rightarrow R \end{array}$$

DIVISION

DIVISION OF 4-DIGIT NUMBERS

Here are some more examples: 4-digit by 1-digit

$$4614 \div 6$$

$$Q = 769, R = 0$$

$$\begin{array}{r} \overline{) 4614} \\ \underline{42} \\ 41 \\ \underline{36} \\ 54 \\ \underline{54} \\ 0 \end{array} \begin{array}{l} \rightarrow Q \\ \\ \\ \\ \\ \\ \rightarrow R \end{array}$$

DIVISION

DIVISION OF 4-DIGIT NUMBERS


$$3824 \div 9$$

$$Q = 424, R = 8$$

$$\begin{array}{r} \overline{) 3824} \rightarrow Q \\ \underline{36} \\ 22 \\ \underline{18} \\ 44 \\ \underline{36} \\ 8 \rightarrow R \end{array}$$

DIVISION

DIVISION OF 4-DIGIT NUMBERS



Everytime you subtract, the
difference you get should
be smaller than the
DIVISOR

DIVISION

DIVISION OF 4-DIGIT NUMBERS

**Extra questions
in notebook.**



MATHS

DIVISION

DIVISION OF 4-DIGIT NUMBERS

Now let us solve:

$$1) 954 \div 3$$

$$2) 759 \div 8$$

$$3) 5486 \div 4$$

$$4) 6255 \div 9$$

DIVISION

DIVISION OF 4-DIGIT NUMBERS

$$2) 759 \div 8$$

$$Q = 94, R = 7$$

$$\begin{array}{r} 94 \longrightarrow Q \\ 8 \overline{) 759} \\ \underline{- 72} \\ 39 \\ \underline{- 32} \\ 7 \longrightarrow R \end{array}$$

DIVISION

DIVISION OF 4-DIGIT NUMBERS

$$3) 5486 \div 4 \quad Q = 1371, R = 2$$

$$\begin{array}{r} 1371 \rightarrow Q \\ 4 \overline{) 5486} \\ \underline{4} \\ 14 \\ \underline{12} \\ 28 \\ \underline{28} \\ 06 \\ \underline{04} \\ 2 \rightarrow R \end{array}$$

DIVISION

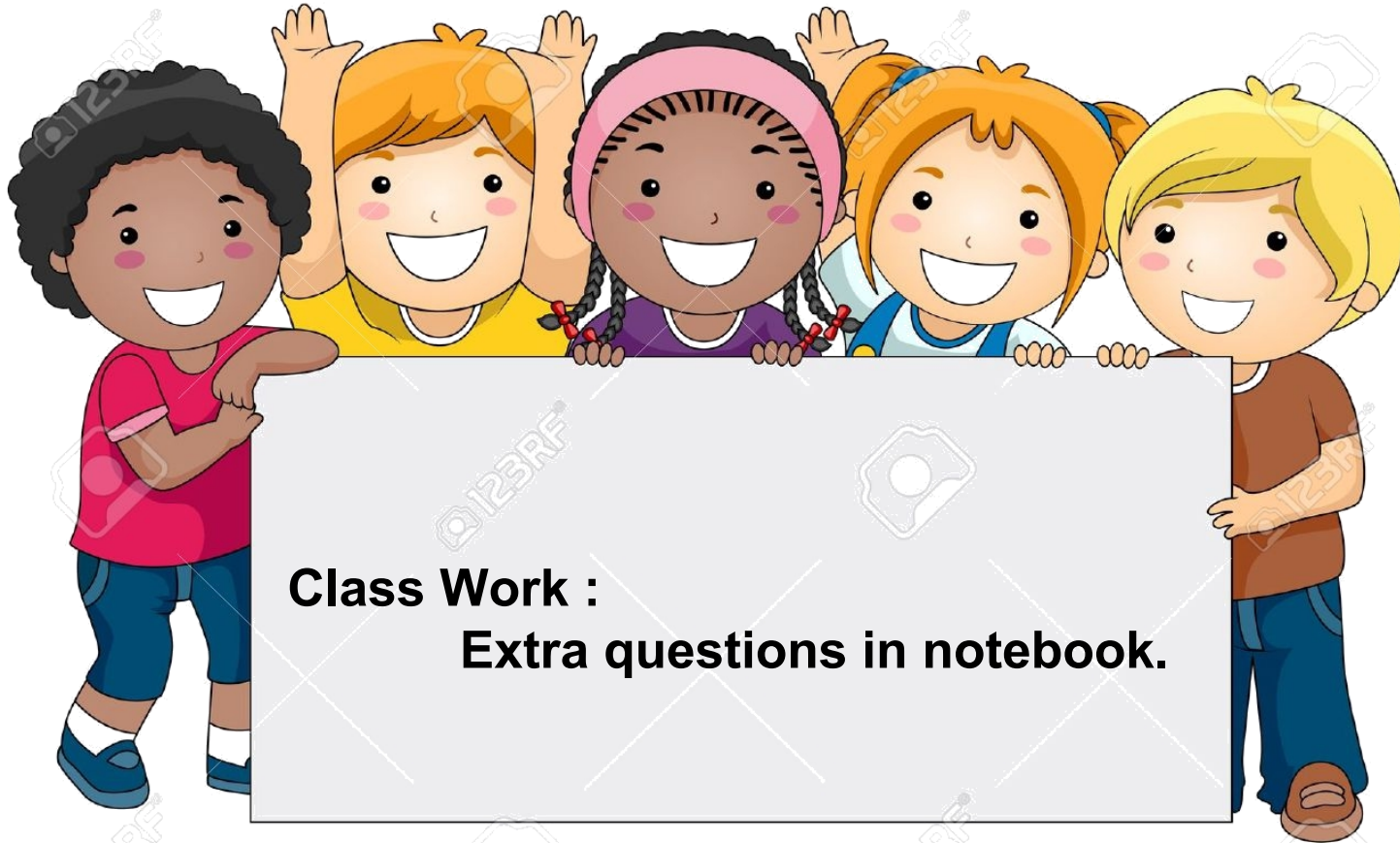
DIVISION OF 4-DIGIT NUMBERS

4) $6255 \div 9$ $Q = 695, R = 0$

$$\begin{array}{r} \overline{6255} \rightarrow Q \\ \underline{54} \\ 85 \\ \underline{81} \\ 45 \\ \underline{45} \\ 0 \rightarrow R \end{array}$$

DIVISION

DIVISION OF 4-DIGIT NUMBERS



Class Work :
Extra questions in notebook.

LEARNING OUTCOME:

Children are confident to determine that division is dividing objects into equal groups. Explain the steps of Division. Solve problems using Division. Be able to use equal groups, drawings, and measurement quantities to solve division problems and will construct solutions to solve simple division problems, and will be able to explain and defend how they generated answers for division problems.



**ODM EDUCATIONAL
GROUP**