

**SESSION : 2**

**CLASS : 3**

**SUBJECT : MATHEMATICS**

**CHAPTER NUMBER: 4**

**CHAPTER NAME : SUBTRACTION**

**SUBTOPIC : SUBTRACTION WITH 4-DIGIT NUMBERS (WITH REGROUPING)**

---

**CHANGING YOUR TOMORROW**

---

## **LEARNING OBJECTIVE :**

**The children will**

- \* Develop conceptual understanding**
- \* Identify subtraction problems that require regrouping**
- \* Perform subtraction of a 4-digit number from a 4-digit number with regrouping**

# SUBTRACTION

## SUBTRACTION WITH 4-DIGIT NUMBERS (WITH REGROUPING)

i) Which is the smallest 4-digit number? **1000**

ii) If we subtract 1 from the smallest 4-digit number which number we get? **999**

iii) Think of the greatest 4-digit number in your mind. **9999**

# SUBTRACTION

## SUBTRACTION WITH 4-DIGIT NUMBERS (WITH REGROUPING)



# SUBTRACTION

## SUBTRACTION WITH 4-DIGIT NUMBERS (WITH REGROUPING)

0

3

4

Let us form greatest and smallest number with the given digits:

7430

7

3047

# SUBTRACTION

## SUBTRACTION WITH 4-DIGIT NUMBERS (WITH REGROUPING)

OUR TWO NUMBERS  
ARE....

7430

and

3047

# SUBTRACTION

## SUBTRACTION WITH 4-DIGIT NUMBERS (WITH REGROUPING)

The image shows a subtraction problem:  $7430 - 3047$ . The numbers are enclosed in red ovals. A red arrow starts from the '4' in the tens place of 7430 and points to the '0' in the ones place of 7430, indicating the borrowing process.

At first, we have to subtract the ones place. As **0** is smaller than **7**, so we have to borrow **1ten** and add with **0**. So, it becomes  **$0 + 10 = 10$**   
 **$10 - 7 = 3$** . We should write **3** in the ones place.

# SUBTRACTION

## SUBTRACTION WITH 4-DIGIT NUMBERS (WITH REGROUPING)

The image shows a subtraction problem:  $7430 - 3047$ . The numbers are enclosed in red ovals. A red arrow starts from the '7' in 7430 and points to the '3' in 3047, indicating a borrowing operation from the thousands place to the hundreds place.

As we borrowed **1 ten** to add with ones, we have  **$3 - 1 = 2$** . Then we have to subtract the tens place. We have now **2** in tens place. **2** is smaller than **4**, so we have to borrow **1 hundred** and add with **2**. So, it becomes  **$2 + 10 = 12$**   **$12 - 4 = 8$** . We should write **8** in the tens place.



# SUBTRACTION

## SUBTRACTION WITH 4-DIGIT NUMBERS (WITH REGROUPING)

$$7430 - 3047$$

As we borrowed **1 hundred** to add with tens, we have  **$4 - 1 = 3$** . Then we have to subtract the hundreds place. We have now **3** in hundreds place. **3** is bigger than **0**. Then subtract the hundreds place  **$3 - 0 = 3$** . So we will write **3** in the hundreds place.

# SUBTRACTION

## SUBTRACTION WITH 4-DIGIT NUMBERS (WITH REGROUPING)

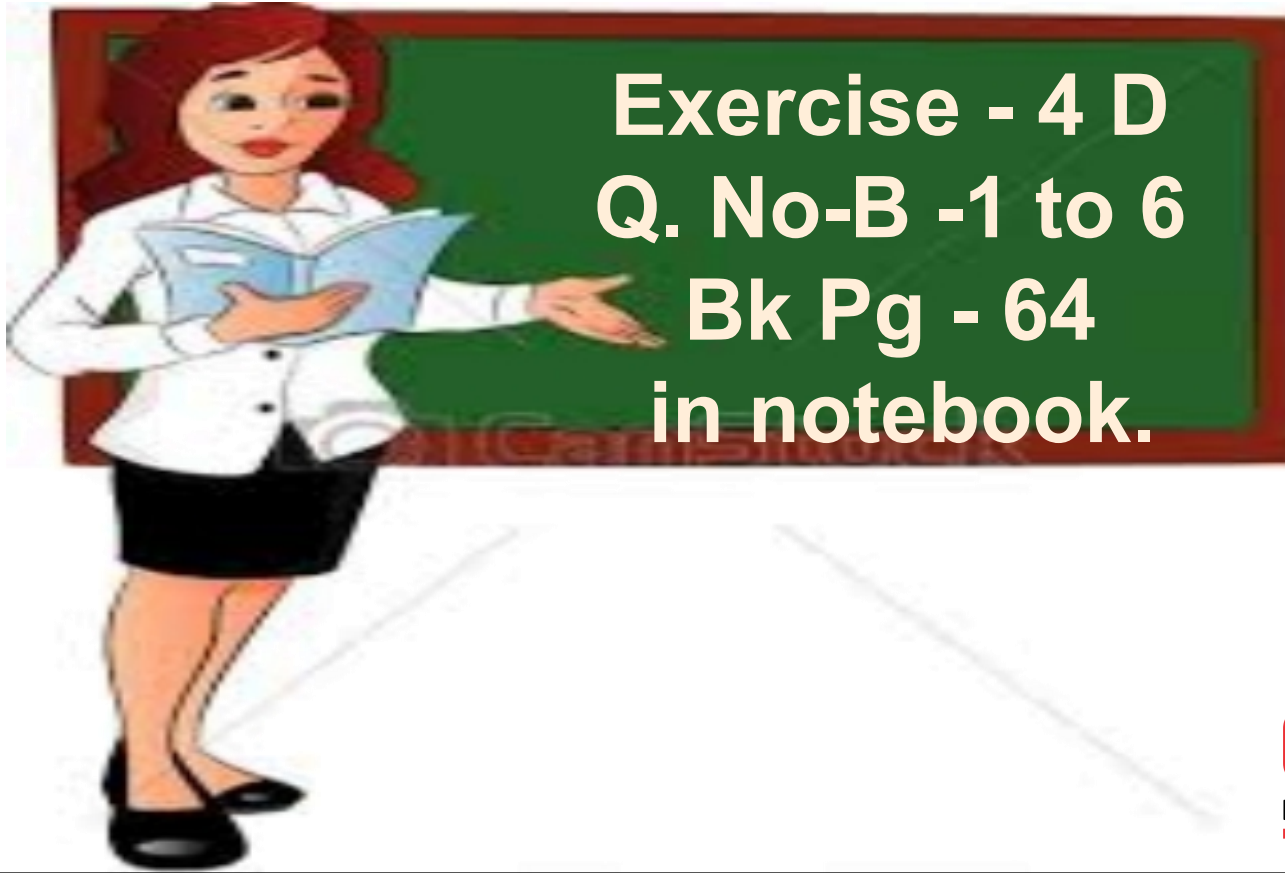
$$7430 - 3047$$

As we did not borrow anything from thousands place, we have to subtract the thousands place. Then subtract the thousands place  $7 - 3 = 4$ . So we will write  $4$  in the thousands place.



# SUBTRACTION

## SUBTRACTION WITH 4-DIGIT NUMBERS (WITH REGROUPING)



# SUBTRACTION

## SUBTRACTION WITH 4-DIGIT NUMBERS (WITH REGROUPING)

B. Write the following numbers in columns and find their difference.

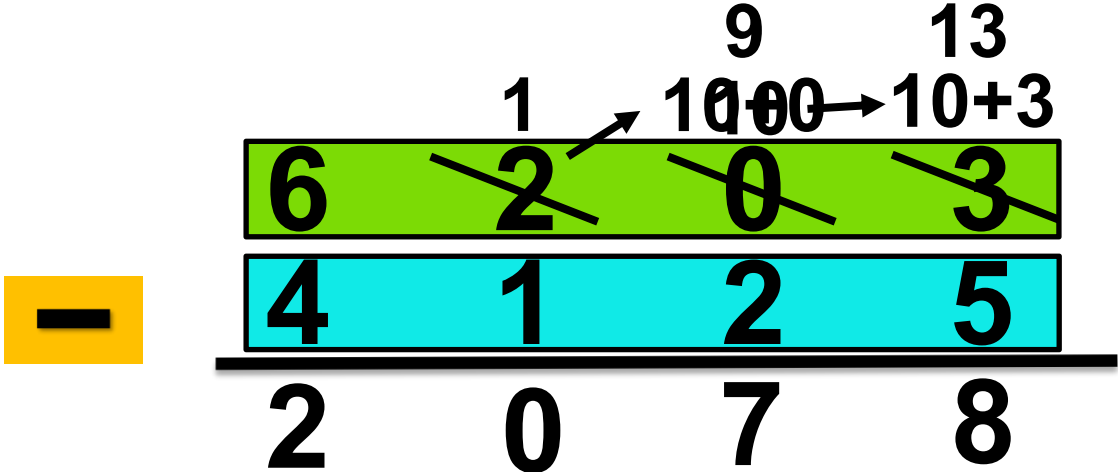
1)  $7524 - 3832$

	6	14	12	
	<del>7</del>	<del>5</del>	<del>2</del>	4
<b>-</b>	3	8	3	2
	3	6	9	2

# SUBTRACTION

## SUBTRACTION WITH 4-DIGIT NUMBERS (WITH REGROUPING)

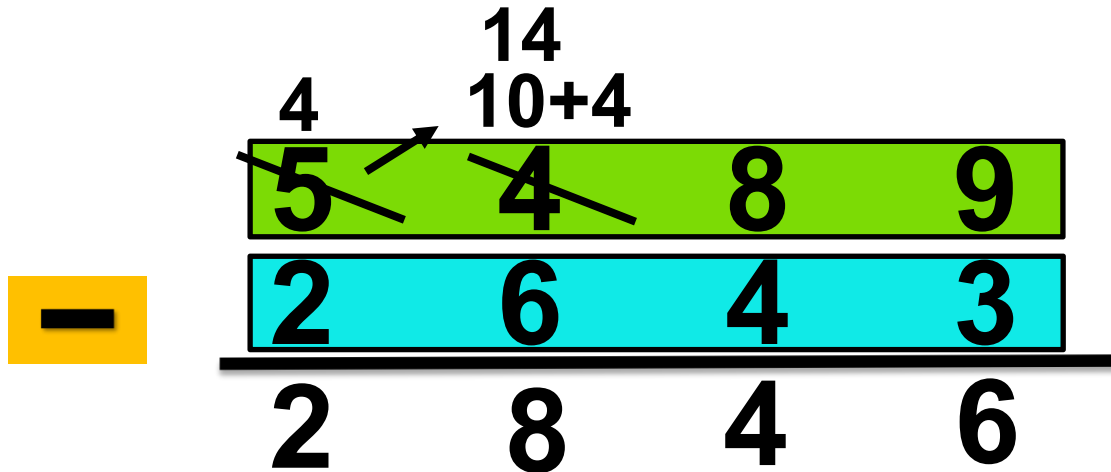
2) 6203 - 4125



# SUBTRACTION

## SUBTRACTION WITH 4-DIGIT NUMBERS (WITH REGROUPING)

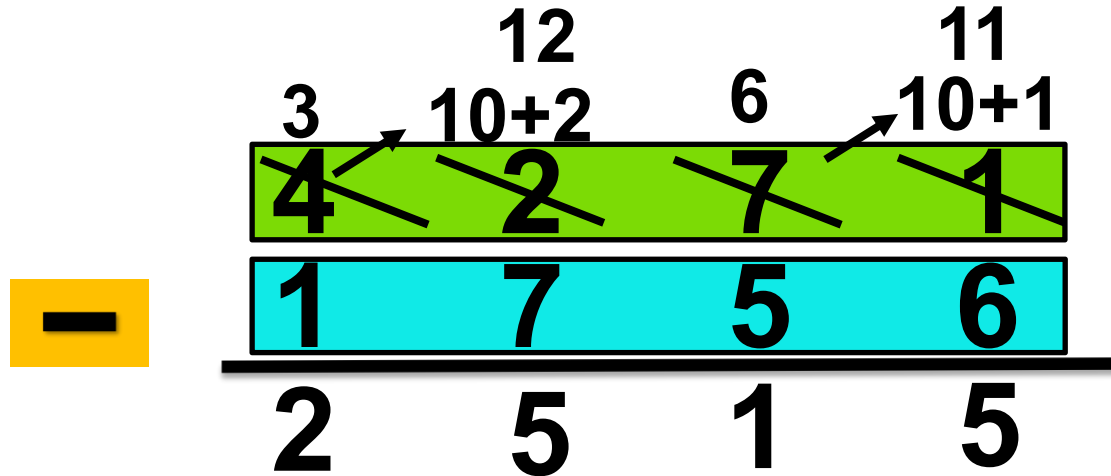
3)  $5489 - 2643$



# SUBTRACTION

## SUBTRACTION WITH 4-DIGIT NUMBERS (WITH REGROUPING)

4)  $4271 - 1756$





# SUBTRACTION

## SUBTRACTION WITH 4-DIGIT NUMBERS (WITH REGROUPING)

5)  $3000 - 1475$

2                    9                    9                    10

~~1000~~ → ~~1000~~ → 10+0

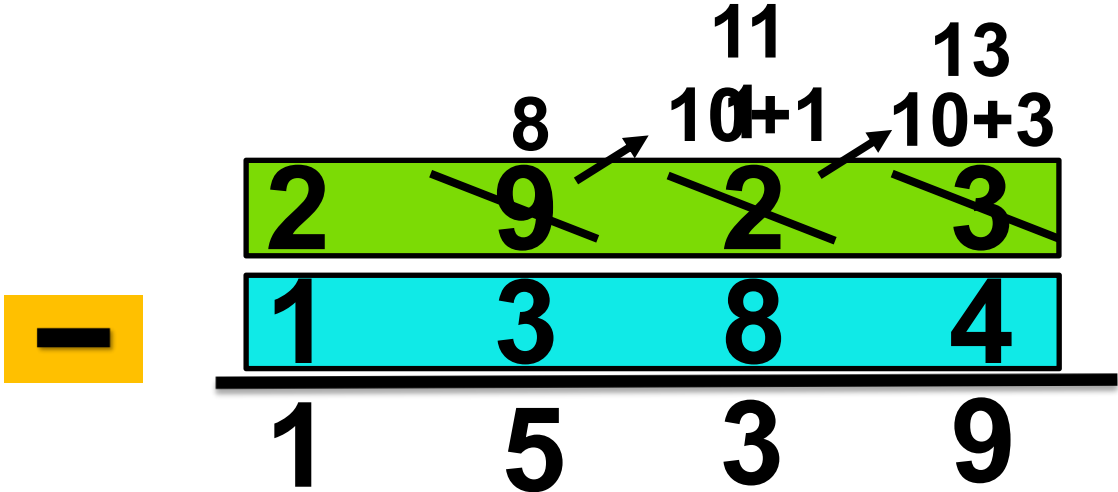
<del>3</del>	<del>0</del>	<del>0</del>	<del>0</del>
1	4	7	5
1	5	2	5

—

# SUBTRACTION

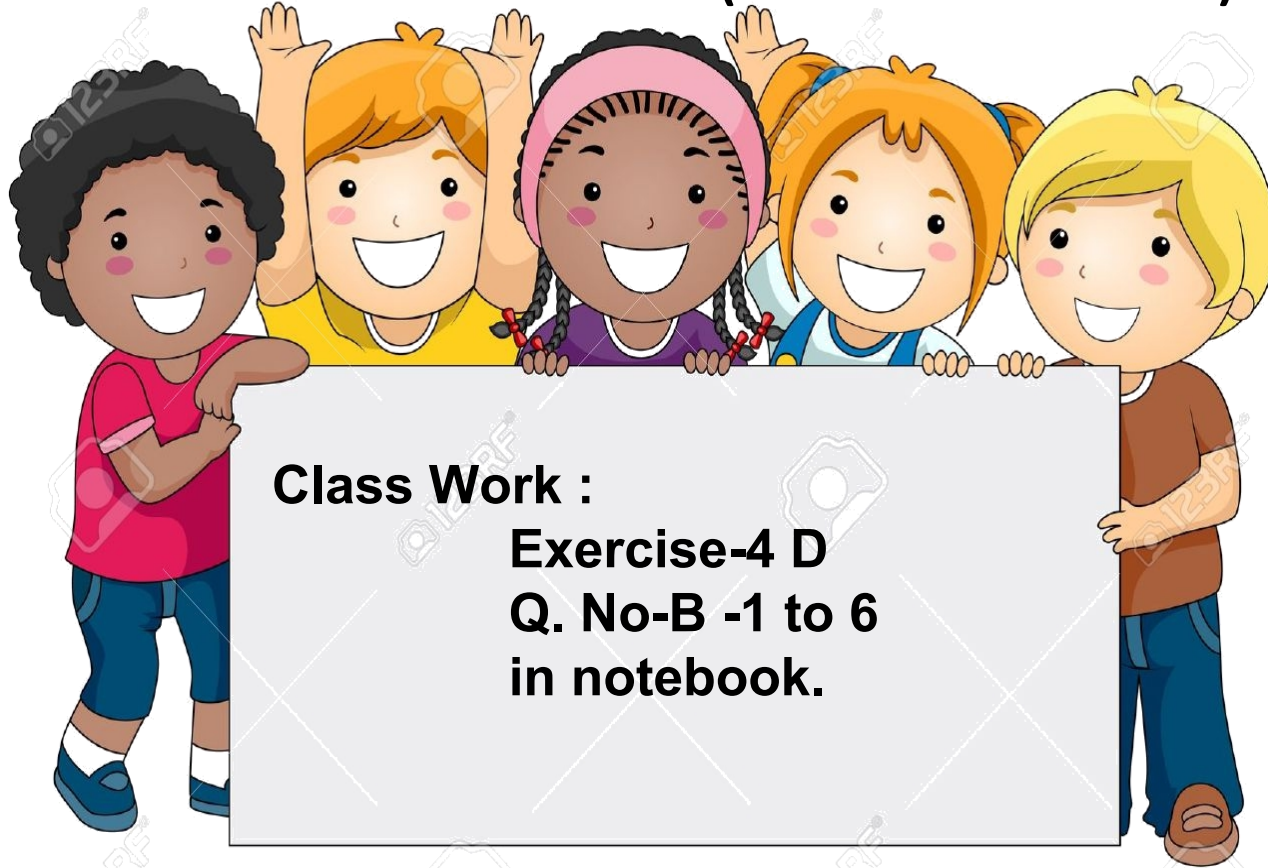
## SUBTRACTION WITH 4-DIGIT NUMBERS (WITH REGROUPING)

6)  $2923 - 1384$



# SUBTRACTION

## SUBTRACTION WITH 4-DIGIT NUMBERS (WITH REGROUPING)



**Class Work :**

**Exercise-4 D**

**Q. No-B -1 to 6**

**in notebook.**

## **LEARNING OUTCOME:**

**Children are confident of developing conceptual understanding, identify subtraction problems that require regrouping and perform subtraction of a 4-digit number from a 4-digit number with regrouping.**



**THANKING YOU**  
**ODM EDUCATIONAL GROUP**