

**SESSION : 3**

**CLASS : 3**

**SUBJECT : MATHEMATICS**

**CHAPTER NUMBER: 3**

**CHAPTER NAME : ADDITION**

**SUBTOPIC : ADDITION OF A 3-DIGIT NUMBER AND A 4-DIGIT NUMBER**

---

**CHANGING YOUR TOMORROW**

---

## **LEARNING OBJECTIVE :**

**The children will**

- \* Develop conceptual understanding**
- \* Explain and model personal strategies for adding 3-digit number with a 4-digit number with carry over**
- \* Write two different digit numbers in correct place and add**
- \* Use the method of addition in day to day life**


# ADDITION

## ADDITION OF A 3-DIGIT NUMBER AND A 4-DIGIT NUMBER

# ADDITION

The addition means finding the total or sum of two or more numbers by combining them.

Let's see the symbol of addition:



# **ADDITION**

## **ADDITION OF A 3-DIGIT NUMBER AND A 4-DIGIT NUMBER**

**Children you already learned in the previous classes, now say:**

**i) Which is the greatest 3-digit number?**

**ii) If we add 1 which number we get?**

**iii) Which is the smallest 3-digit number?**

## ADDITION

### ADDITION OF A 3-DIGIT NUMBER AND A 4-DIGIT NUMBER

## Explanation

Let us recall how to write a 3-digit number and a 4-digit number under proper place values through a place value chart.

For example:  $725 + 2439$

Step 1. Place 7 2 5 in the place value chart.

Hundreds	Tens	Ones
7	2	5

# ADDITION

## ADDITION OF A 3-DIGIT NUMBER AND A 4-DIGIT NUMBER

Step 2. Place 2 4 3 9 in the place value chart.

Thousands	Hundreds	Tens	Ones
2	4	3	9

Step 3. Let's write one below another and add. Start adding from the ones place.

	Thousands	Hundreds	Tens	Ones
		7	2	5
+	2	4	3	9
	3	1	6	4

## ADDITION

### ADDITION OF A 3-DIGIT NUMBER AND A 4-DIGIT NUMBER

A number having place values up to hundreds place is a 3-digit number. Where as a 4-digit number has place values upto thousands place.

Th	H	T	O
	4	7	8
6	3	9	2

# ADDITION

## ADDITION OF A 3-DIGIT NUMBER AND A 4-DIGIT NUMBER

Addition of 3-digit and a 4-digit number

So, the answer is **2 3 1 6**

Th	H	T	O
1	1	1	
	4	7	7
+1	8	3	9
2	3	1	6

Step-1

Add the ones –  $7 + 9 = 16$

Step-2

Add the tens –  $7 + 3 = 10 + 1 = 11$

Step-3

Add the hundreds-  $4 + 8 = 12 + 1 = 13$

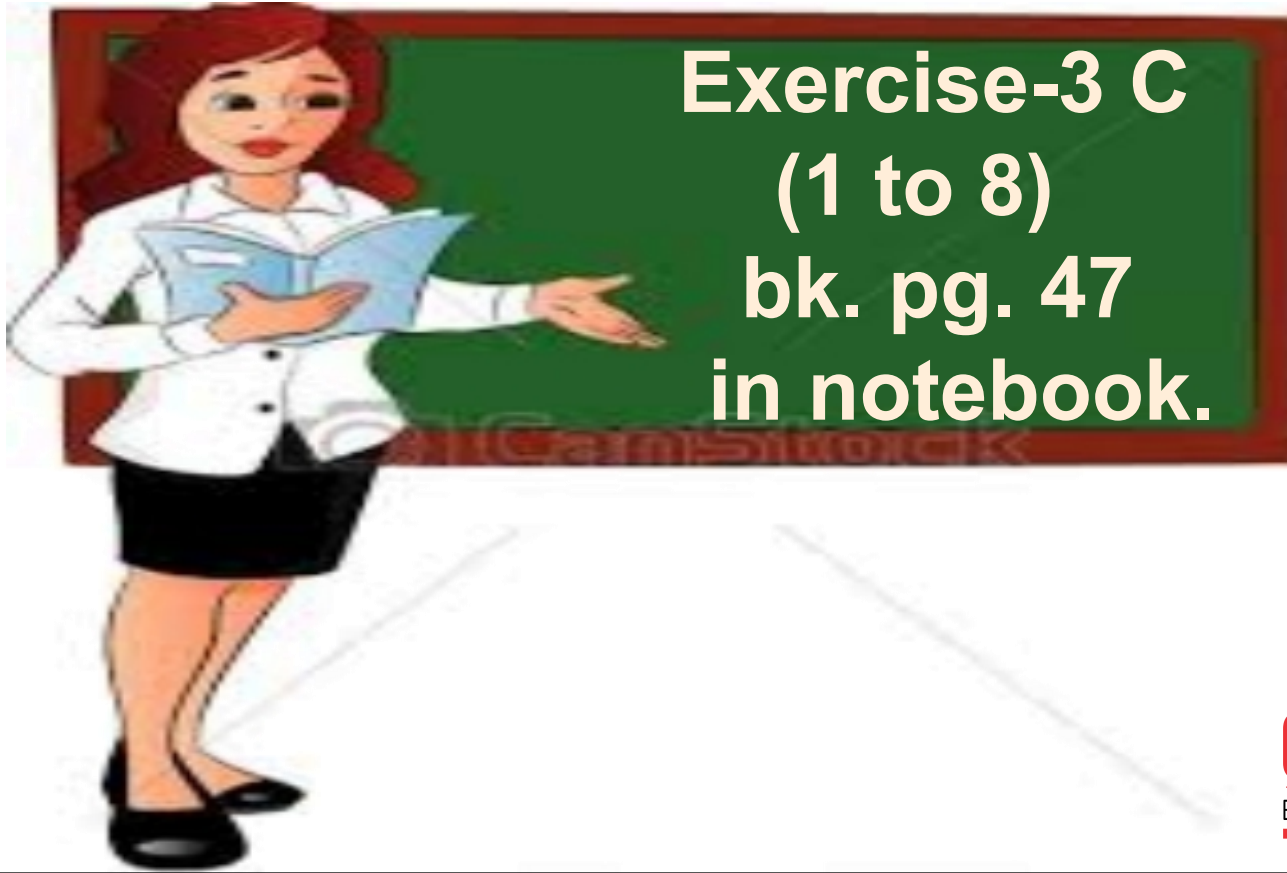
Step-4

Add the thousands-  $1 + 1 = 2$



# ADDITION

## ADDITION OF A 3-DIGIT NUMBER AND A 4-DIGIT NUMBER



# ADDITION

## ADDITION OF A 3-DIGIT NUMBER AND A 4-DIGIT NUMBER

Add the following numbers:

1

Th	H	T	O
1	1	1	
4	6	9	2
+	3	4	8
<hr/>			
5	0	4	0

2

Th	H	T	O
1		1	
5	9	0	4
+	8	2	9
<hr/>			
6	7	3	3

3

Th	H	T	O
1	1	1	
7	5	5	5
+	7	8	5
<hr/>			
8	3	4	0

4

Th	H	T	O
1	1	1	
6	8	9	1
+	2	7	9
<hr/>			
7	1	7	0

# ADDITION

## ADDITION OF A 3-DIGIT NUMBER AND A 4-DIGIT NUMBER

5

	Th	H	T	O
	1		1	
	3	7	5	6
+		3	2	6
<hr/>				
	4	0	8	2

6

	Th	H	T	O
	1			
	8	4	3	1
+		7	1	8
<hr/>				
	9	1	4	9

7

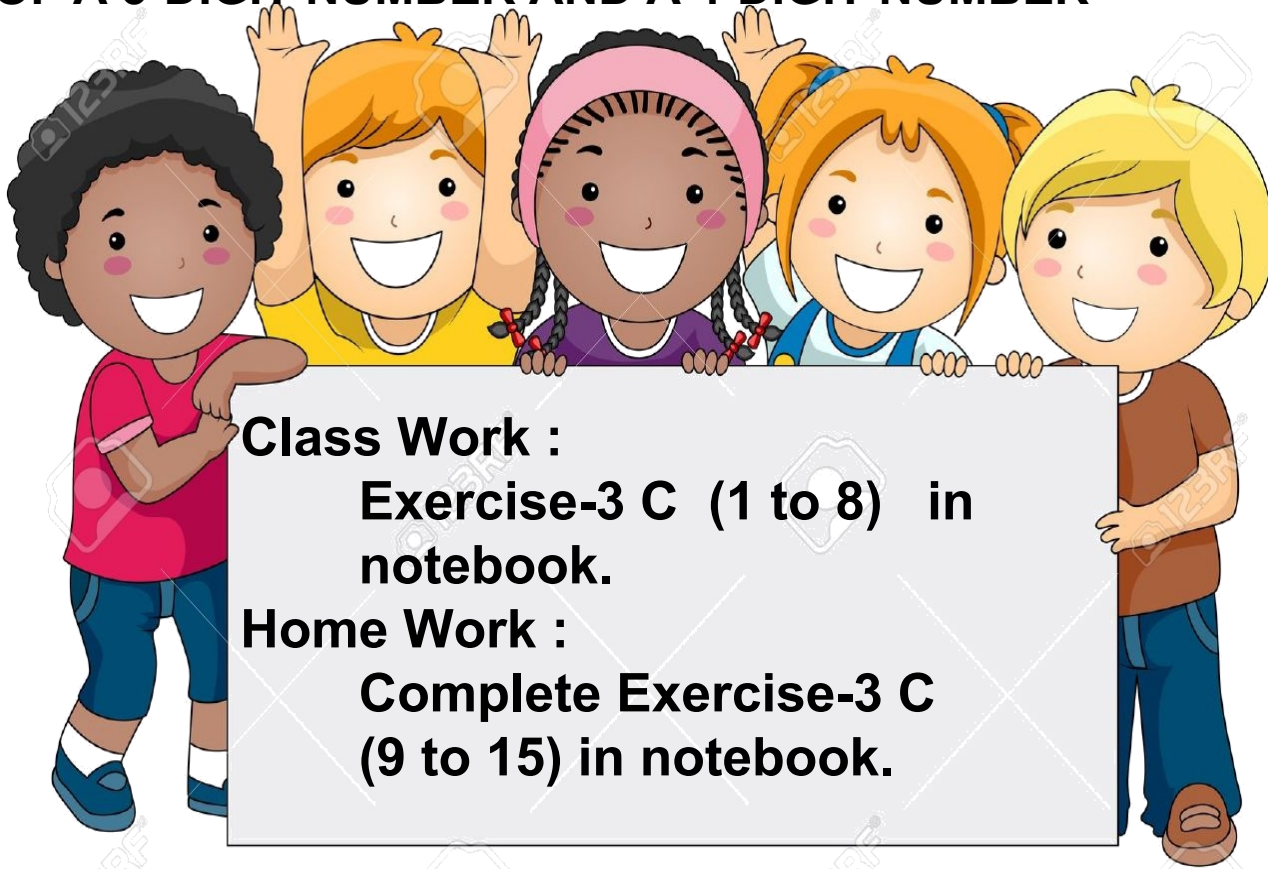
	Th	H	T	O
		1	1	
	9	0	4	9
+		8	6	1
<hr/>				
	9	9	1	0

8

	Th	H	T	O
	1	1	1	
	2	9	9	9
+		6	8	2
<hr/>				
	3	6	8	1

# ADDITION

## ADDITION OF A 3-DIGIT NUMBER AND A 4-DIGIT NUMBER



**Class Work :**

**Exercise-3 C (1 to 8) in notebook.**

**Home Work :**

**Complete Exercise-3 C (9 to 15) in notebook.**

## **LEARNING OUTCOME:**

**Children are confident of developing conceptual understanding, explain and model personal strategies for adding 3-digit number with a 4-digit number with carry over, write two different digit numbers in correct place then add and use the method of addition in day to day life.**



**THANKING YOU**  
**ODM EDUCATIONAL**  
**GROUP**