

SESSION : 4

CLASS : 3

SUBJECT : MATHEMATICS

CHAPTER NUMBER: 3

CHAPTER NAME : ADDITION

SUBTOPIC : ADDITION OF TWO 4-DIGIT NUMBERS (WITHOUT CARRY OVER)

CHANGING YOUR TOMORROW

LEARNING OBJECTIVE :

Children will acquire the knowledge:

- * Addition used for working with money.**
- * Helps kids master the relationships between numbers and understand how quantities relate to one another.**
- * Utilize a number of mathematical skills.**

ADDITION

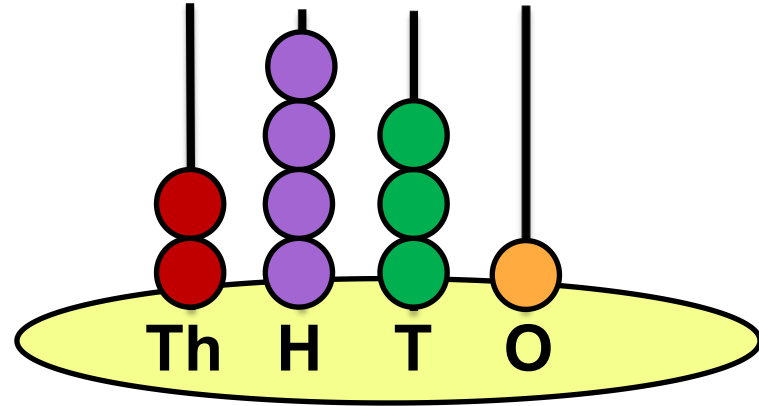
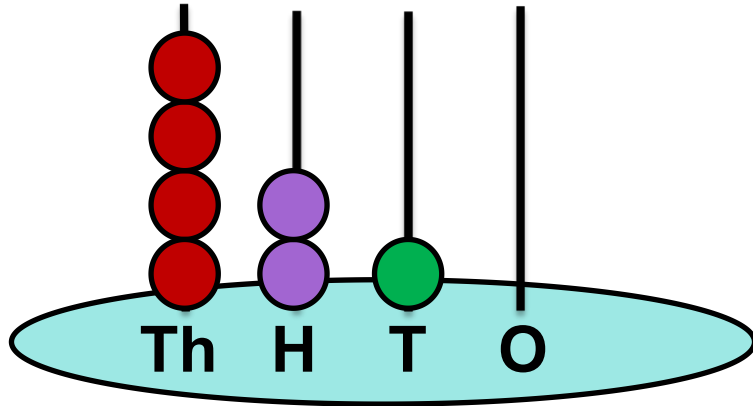
ADDITION OF TWO 4-DIGIT NUMBERS (WITHOUT CARRY OVER)

**Children can you say
what is the answer of
an addition called????**

SUM

ADDITION

ADDITION OF TWO 4-DIGIT NUMBERS (WITHOUT CARRY OVER)



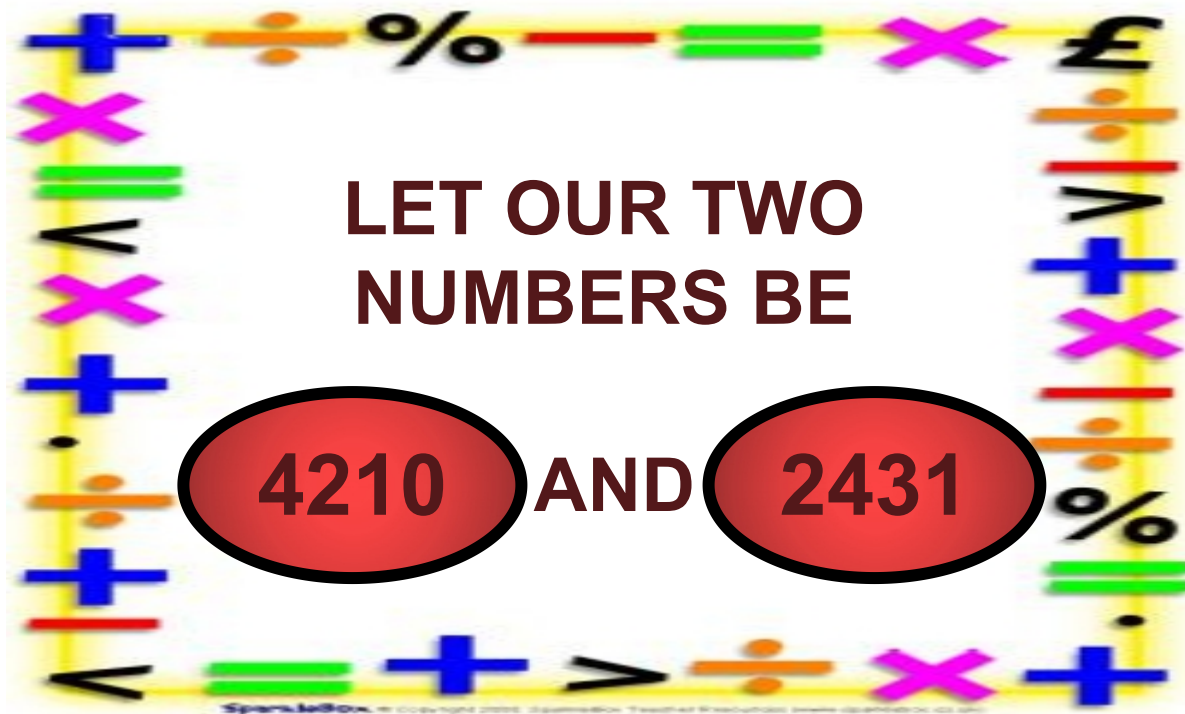
Find the two 4-digit numbers from the two abacus above. We should add as in a 3-digit number up to hundreds place and similar way the thousands place on the left side of the hundreds place.

4210

2431

ADDITION

ADDITION OF TWO 4-DIGIT NUMBERS (WITHOUT CARRY OVER)

A decorative rectangular border composed of various mathematical symbols including plus (+), minus (-), multiplication (x), division (÷), percentage (%), less than (<), greater than (>), and the pound sign (£). The symbols are arranged in a repeating pattern around the central text.

LET OUR TWO
NUMBERS BE

4210 AND 2431

ADDITION

ADDITION OF TWO 4-DIGIT NUMBERS (WITHOUT CARRY OVER)

$$\begin{array}{r} 4 \quad 2 \quad 1 \quad 0 \\ + 2 \quad 4 \quad 3 \quad 1 \\ \hline 6 \quad 6 \quad 4 \quad 1 \end{array}$$

Add the ones:

$$0 + 1 = 1 \text{ ones}$$

Add the tens:

$$1 + 3 = 4 \text{ tens}$$

Add the hundreds:

$$2 + 4 = 6 \text{ hundreds}$$

Add the thousands:

$$4 + 2 = 6 \text{ thousands}$$

ADDITION

ADDITION OF TWO 4-DIGIT NUMBERS (WITHOUT CARRY OVER)

Now let us add using cubes for thousands, sheets for hundreds, strips for tens and slips for ones



- Thousands



- Hundreds



- Tens



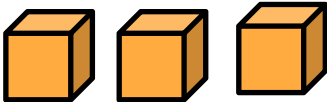



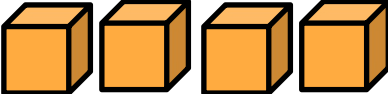



- Ones

ADDITION

ADDITION OF TWO 4-DIGIT NUMBERS (WITHOUT CARRY OVER)

Let us take two numbers 3 2 1 4 + 4 3 2 1

Now represent 3 2 1 4 and 4 3 2 1

3 2 1 4				
+ 4 3 2 1				
7 5 3 5	7	5	3	5

So, the answer is 7 5 3 5

ADDITION

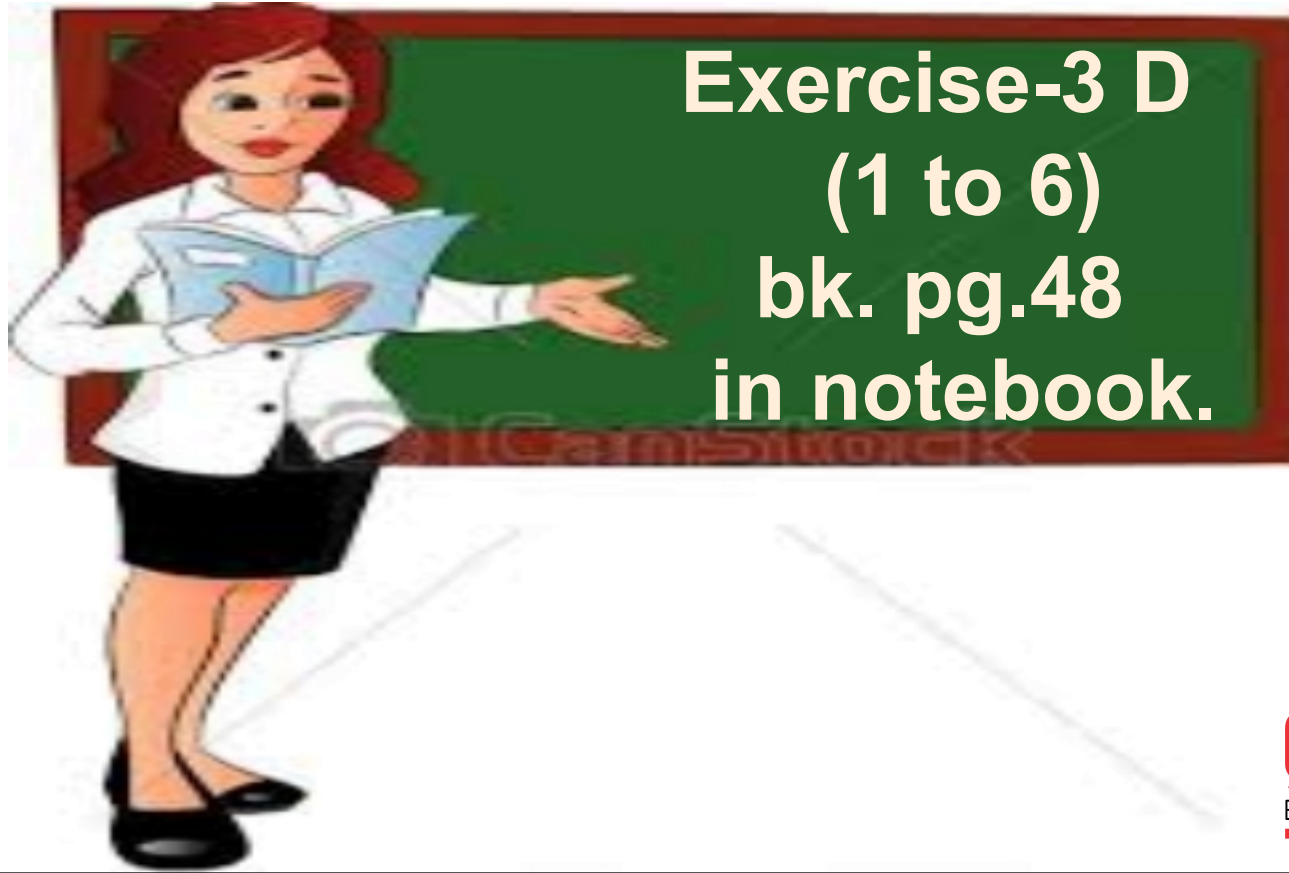
ADDITION OF TWO 4 -DIGIT NUMBERS (WITHOUT CARRY OVER)

V
I
D
E
O



ADDITION

ADDITION OF TWO 4 -DIGIT NUMBERS (WITHOUT CARRY OVER)



ADDITION

ADDITION OF TWO 4 -DIGIT NUMBERS (WITHOUT CARRY OVER)

Add the following numbers:

1

	Th	H	T	O
	2	4	7	3
+	5	2	1	4
<hr/>				
	7	6	8	7

2

	Th	H	T	O
	3	2	5	6
+	2	5	4	0
<hr/>				
	5	7	9	6

3

	Th	H	T	O
	4	0	3	5
+	1	2	1	3
<hr/>				
	5	2	4	8

ADDITION

ADDITION OF TWO 4 -DIGIT NUMBERS (WITHOUT CARRY OVER)

4

	Th	H	T	O
	7	5	8	4
+	1	2	0	1
<hr/>				
	8	7	8	5

5

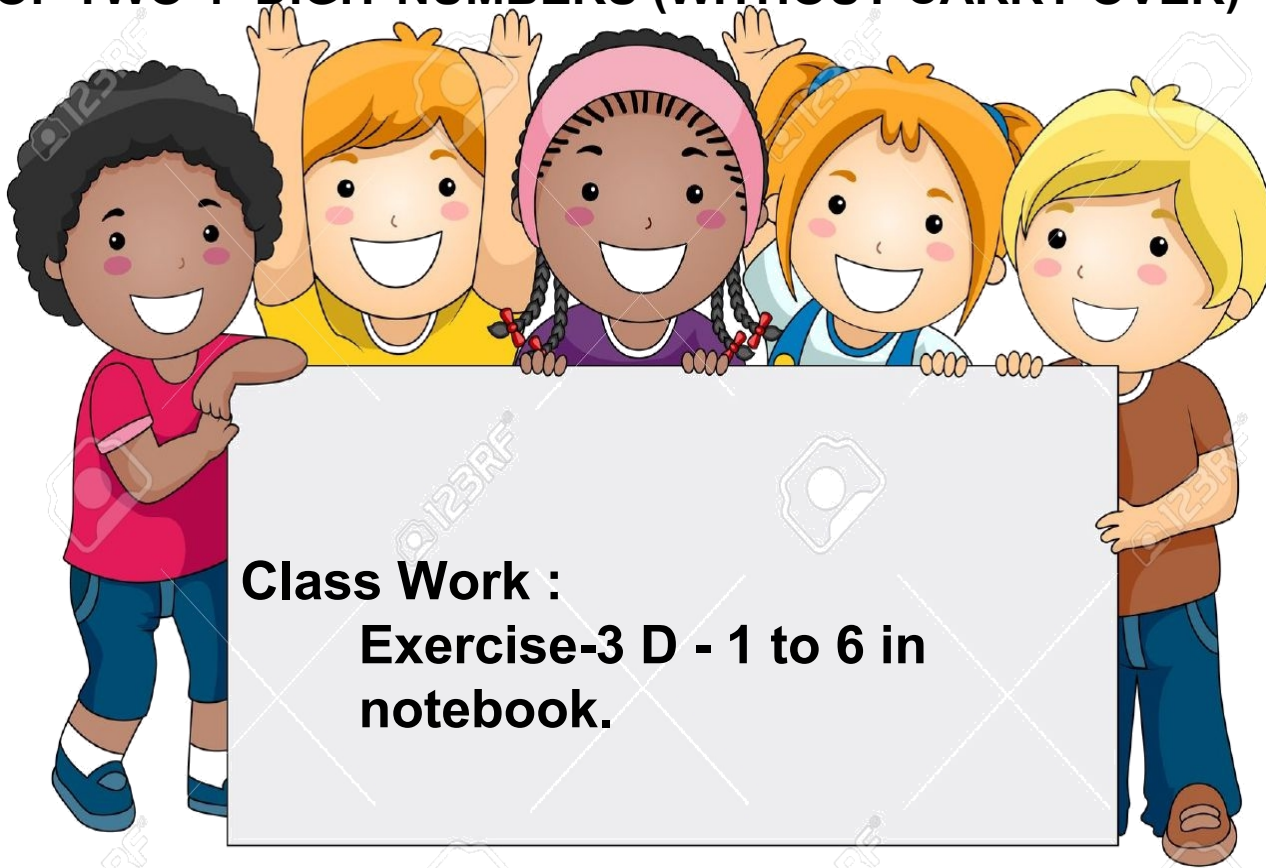
	Th	H	T	O
	1	5	2	3
+	3	3	6	5
<hr/>				
	4	8	8	8

6

	Th	H	T	O
	7	2	4	0
+	2	3	0	6
<hr/>				
	9	5	4	6

ADDITION

ADDITION OF TWO 4 -DIGIT NUMBERS (WITHOUT CARRY OVER)



Class Work :
Exercise-3 D - 1 to 6 in
notebook.

LEARNING OUTCOME:

Children will be expert in addition used for working with money, able to master the relationships between numbers and understand how quantities relate to one another and utilize a number of mathematical skills.



THANKING YOU
ODM EDUCATIONAL
GROUP