

**SESSION** : 15  
**CLASS** : 3  
**SUBJECT** : MATHS  
**CHAPTER NAME** : ADDITION  
**SUBTOPIC** : MULTIPLICATION TABLE- 12 & 13

---

**CHANGING YOUR TOMORROW**

---

## **LEARNING OBJECTIVE :**

**The children will learn to reflect what they have learned :**

- \* A multiplication table (sometimes, less formally, a times table) is a mathematical table used to define a multiplication operation.**
- \* Supports mathematical learning and understanding.**
- \* Tend to be more self-assured when learning new concepts.**

# MULTIPLICATION TABLE- 12 & 13

$4 \times 5$

$3 \times 9$

$5 \times 10$

$2 \times 8$

$6 \times 7$

$8 \times 4$

$6 \times 4$

$7 \times 2$

$7 \times 7$

$3 \times 7$

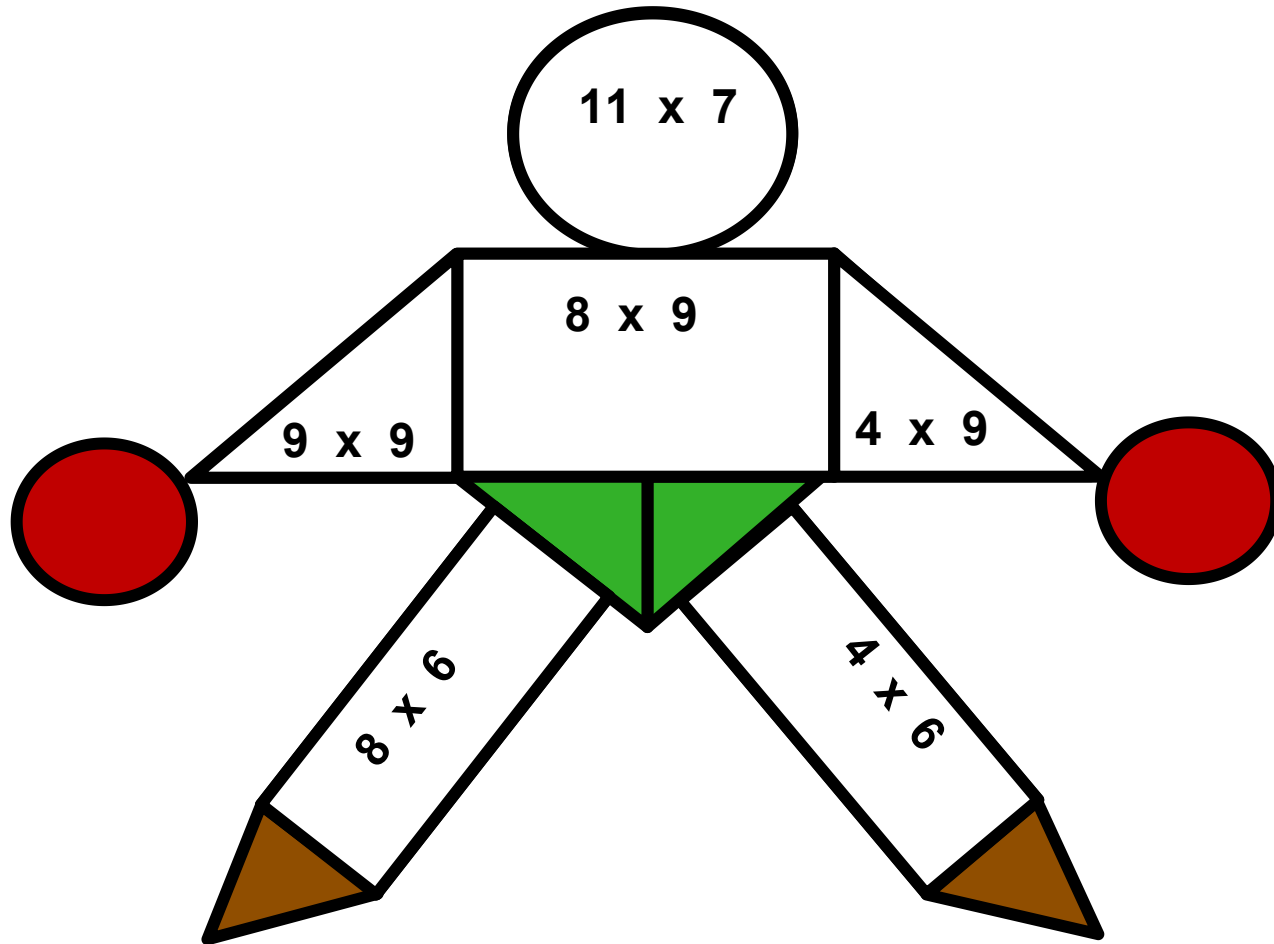


shutterstock.com · 145483363



shutterstock.com · 1134686500

# MULTIPLICATION TABLE- 12 & 13




# MULTIPLICATION TABLE- 12 & 13

Multiply and find :




X	6	9	7	8
6	36	54	42	48
9	54	81	63	72
7	42	63	49	56
8	48	72	56	64

# MULTIPLICATION TABLE- 12 & 13



M  
H  
T  
H  
S

# MULTIPLICATION TABLE- 12 & 13



## MULTIPLICATION TABLE- 12 & 13

Find out the answer and colour the grid accordingly:

- a)  $9 \times 4 = \underline{36}$  (red)
- b)  $8 \times 5 = \underline{40}$  (yellow)
- c)  $6 \times 2 = \underline{12}$  (blue)
- d)  $7 \times 3 = \underline{21}$  (green)
- e)  $5 \times 9 = \underline{45}$  (pink)
- f)  $4 \times 7 = \underline{28}$  (brown)
- g)  $2 \times 9 = \underline{18}$  (purple)
- h)  $3 \times 8 = \underline{24}$  (orange)

24	14	26	30	28
22	15	12	19	21
17	36	20	35	45
18	31	33	41	37
42	11	40	29	22

*M*  
*H*  
*T*  
*H*  
*S*



## MULTIPLICATION TABLE- 12 & 13

Lets learn the tricks for 12 times table

$12 \times 1 =$	12
$12 \times 2 =$	24
$12 \times 3 =$	36
$12 \times 4 =$	48
$12 \times 5 =$	60
$12 \times 6 =$	72
$12 \times 7 =$	84
$12 \times 8 =$	96
$12 \times 9 =$	108
$12 \times 10 =$	120

But we have to  
remove the  
digit that  
comes just  
before the  
multiplication  
of 6

$12 \times 1 =$	12
$12 \times 2 =$	24
$12 \times 3 =$	36
$12 \times 4 =$	48
$12 \times 5 =$	60
$12 \times 6 =$	72
$12 \times 7 =$	84
$12 \times 8 =$	96
$12 \times 9 =$	108
$12 \times 10 =$	120

# MULTIPLICATION TABLE- 12 & 13

Lets enjoy the tricks for 12 times table



@AkashVukoti

## Math Tips and Tricks

# 12 Times Table

A young boy with dark hair, wearing a red polo shirt with blue and white stripes on the sleeves, is centered in the frame against a light blue background. The text 'Math Tips and Tricks' is in black, and '12 Times Table' is in red. A red rounded rectangle in the top left corner contains the text '@AkashVukoti'.

## MULTIPLICATION TABLE- 12 & 13

Lets learn the tricks for 13 times table

→	13	26	39
→	52	65	78
→	91	104	117
	↑	↑	↑

But we  
have to skip  
the  
multiples of  
4

130

# MULTIPLICATION TABLE- 12 & 13

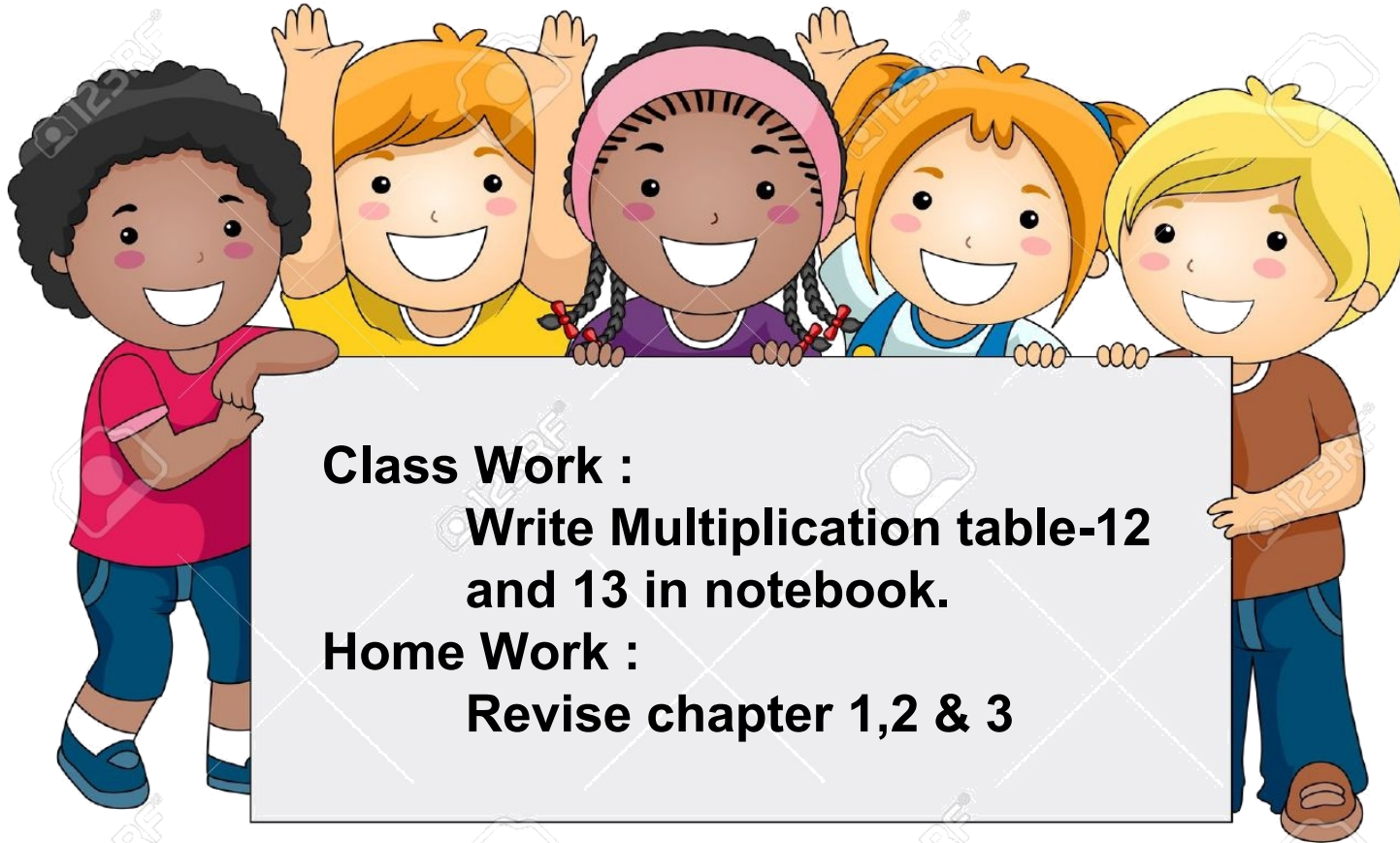
Lets enjoy the tricks for 13 times table

@AkashVukoti

## Math Tips and Tricks 13 Times Table



# MULTIPLICATION TABLE- 12 & 13



**Class Work :**

**Write Multiplication table-12  
and 13 in notebook.**

**Home Work :**

**Revise chapter 1,2 & 3**

## **LEARNING OUTCOME:**

**Children are able to solve a multiplication operation using mathematical table , understand mathematical learning and tend to be more self-assured when learning new concepts.**



**THANKING YOU**  
**ODM EDUCATIONAL**  
**GROUP**