

SESSION : 12
CLASS : 3
SUBJECT : MATHEMATICS
CHAPTER NUMBER: 8
CHAPTER NAME : MEASUREMENT
SUBTOPIC : MEASUREMENT OF CAPACITY

CHANGING YOUR TOMORROW

LEARNING OBJECTIVE :

Children will

- * Measure capacity
- * Know about liters and milliliters
- * Identify relationship.
- * Be able to compare the capacity of different containers based on the container's attributes.
- * Use a variety of containers to measure capacity.
- * Accurately read the scale to determine capacity.

MEASUREMENT

MEASUREMENT OF CAPACITY

LET'S
RECAPITULATE

Write kg or g in the blank space:

(i) The weight of my piggy bank is 250 .

(ii) The weight of a dog is about 8 .

(iii) A watermelon weighs 4 .

(iv) The weight of an envelop is 1 .

(v) The weight of your body is 30 .



MEASUREMENT

MEASUREMENT OF CAPACITY



1 litre (l) = 1000 millilitres (ml)

M
A
T
H
S

KEYWORDS

Volume, Litres, Millilitres,
Measuring cylinders,
Measuring beakers



MEASUREMENT

MEASUREMENT OF CAPACITY

Bigger unit to **Smaller unit** -----> **Multiply**

Smaller unit to **Bigger unit** -----> **Divide**


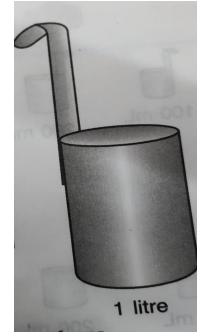

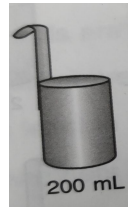
Example:



MEASUREMENT

MEASUREMENT OF CAPACITY

Things used to measure capacity :



MEASUREMENT

CONVERSION OF CENTIMETRES INTO METRES

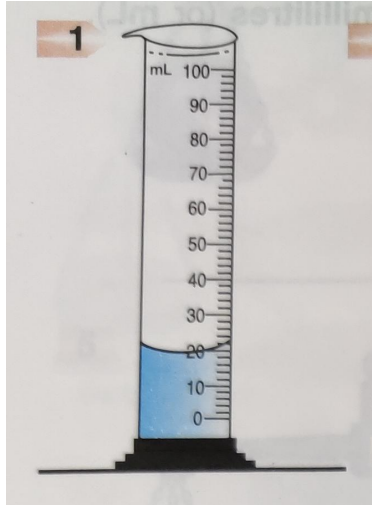
Exercise-8 D
book page - 112
in the book.




MEASUREMENT

MEASUREMENT OF CAPACITY

A. Look at the following vessels and tell the volume of the liquid contained in them:



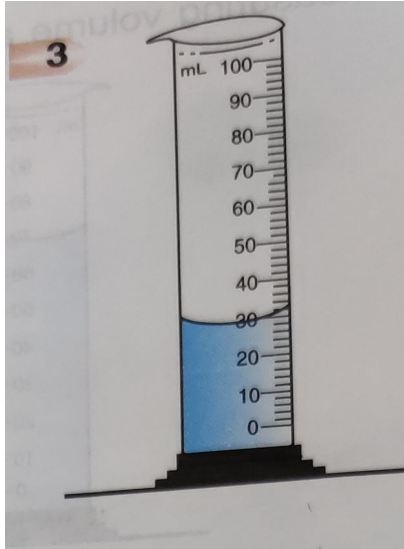
20ml




80ml

MEASUREMENT

MEASUREMENT OF CAPACITY



30ml



60ml

MEASUREMENT

MEASUREMENT OF CAPACITY

B. Circle the vessels that you will use to measure the following :

1 2 L Milk

50 mL

200 mL

500 mL

1 litre

500 mL

2 1L Mustard oil

100 mL

200 mL

500 mL

2 litre

500 mL

3 750 mL Water

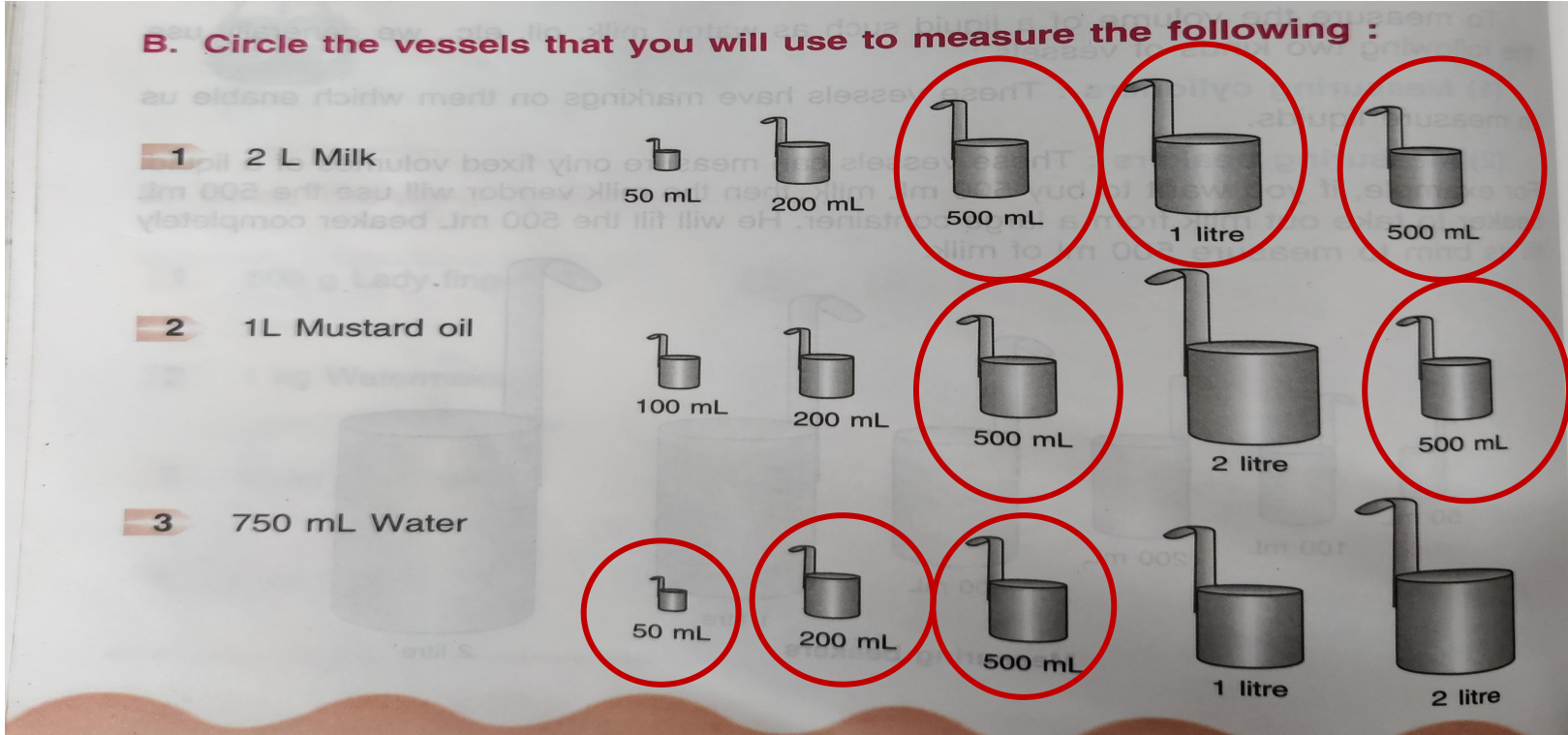
50 mL

200 mL

500 mL

1 litre

2 litre



MEASUREMENT

MEASUREMENT OF CAPACITY

Put the things in proper bag.



M
A
T
H
S



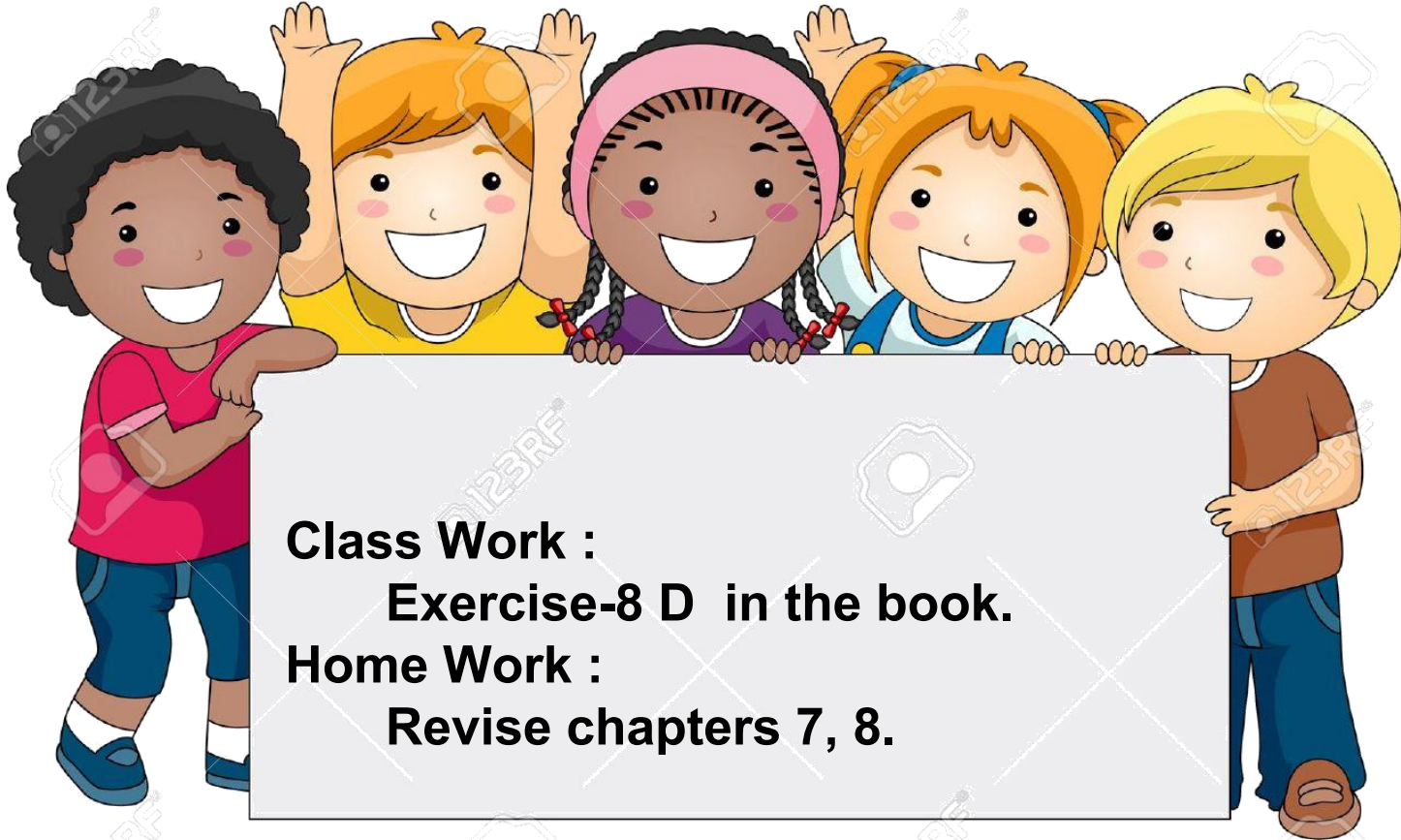
MEASUREMENT

MEASUREMENT OF CAPACITY

VIDEO

MEASUREMENT

CONVERSION OF METRES INTO CENTIMETRES



LEARNING OUTCOME:

Children will be able to measure capacity, know about liters and milliliters. Also identify relationship. Be able to compare the capacity of different containers based on the container's attributes. They will be able to use a variety of containers to measure capacity and accurately read the scale to determine capacity.

THANKING YOU
ODM EDUCATIONAL GROUP