

SESSION : 10
CLASS : III
SUBJECT : SCIENCE
CHAPTER NUMBER : 6
CHAPTER NAME : PARTS OF A PLANT
SUBTOPIC : INTRODUCTION, SHOOT AND ROOT,
THE ROOT

CHANGING YOUR TOMORROW

LEARNING OBJECTIVE :

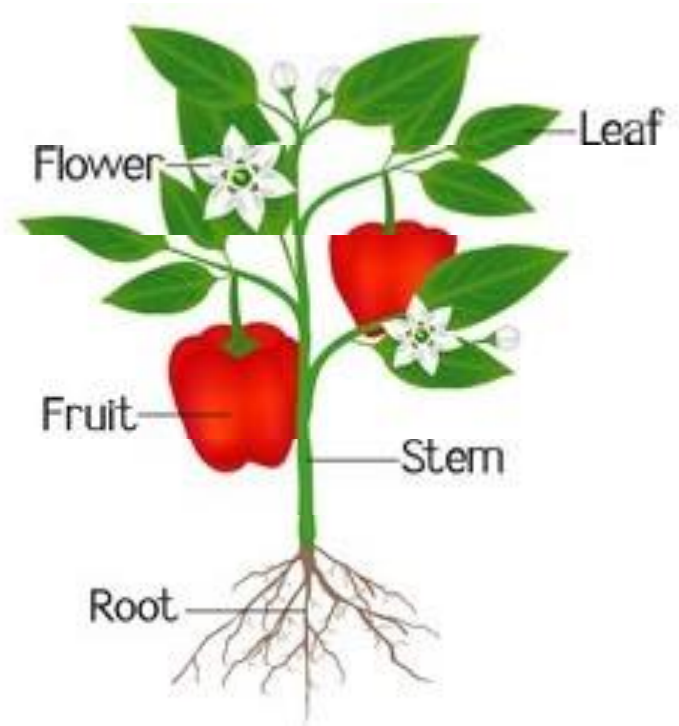
Learners will be able to know-

- ❖ about the different parts of a plant.
- ❖ about shoot and root
- ❖ about the types of roots.

GET SET !

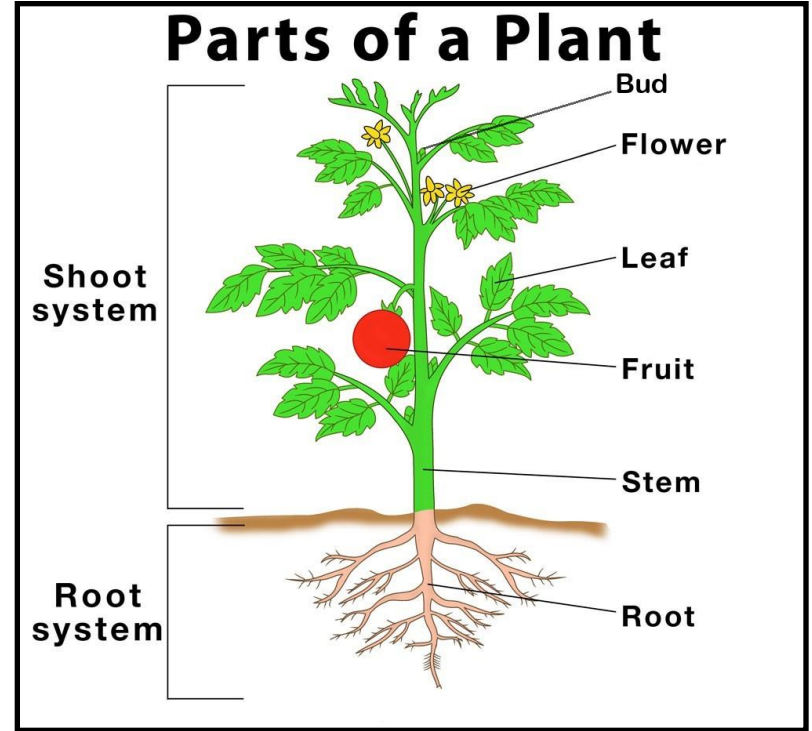
UNSCRAMBLE THE LETTERS TO MAKE A MEANINGFUL WORD. AFTER CLICK ON THE WORD.

SCRAMBLE	UNSCRAMBLE
TORO	ROOT
EMST	STEM
TUIFR	FRUIT
WEROFL	FLOWER
FEAL	LEAF



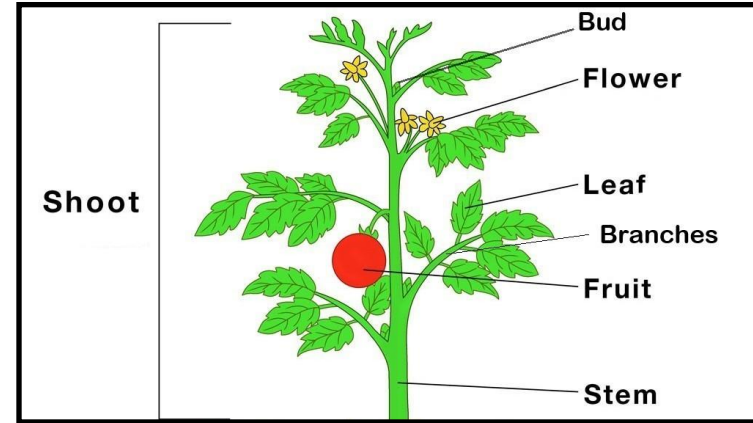
INTRODUCTION

Like our body parts the plant body too has different parts. They are root, stem, fruit, leaf, flower and bud.

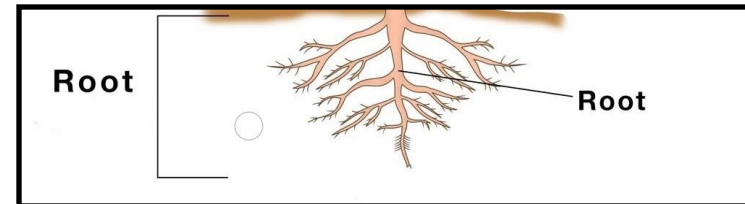


SHOOT AND ROOT

❖ The part of a plant which grows above the ground is called the shoot. It has stem, branches, leaves, buds, flower and fruits



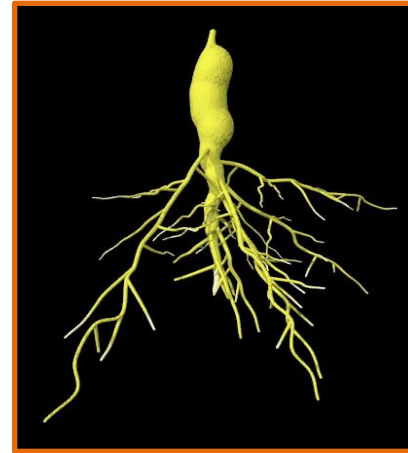
❖ The part which grows below the ground is called the root.



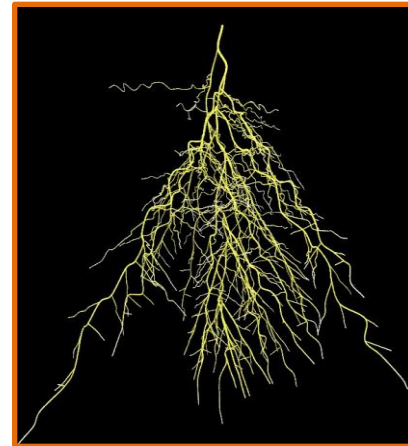
THE ROOT

There are two types of roots, *tap root* and *fibrous root*.

- ❖ **Tap root:** When a main root grows from the end of the stem and many small roots grow from the main root is called as tap root. Plants like balsam, bean and mustard have **tap root**.
- ❖ **Fibrous root:** When a number of roots grow from the end of the stem, it is fibrous root. Plants like grass , wheat , rice and onion have **fibrous root**.



Tap root



Fibrous root



BALSAM



BEANS



MUSTARD



GRASS



WHEAT



ONION



RICE

LEARNING OUTCOME :

Students can able to –

- ❖ know different parts of the plant.
- ❖ what is root and shoot.
- ❖ about types of roots.

THANKING YOU
ODM EDUCATIONAL GROUP